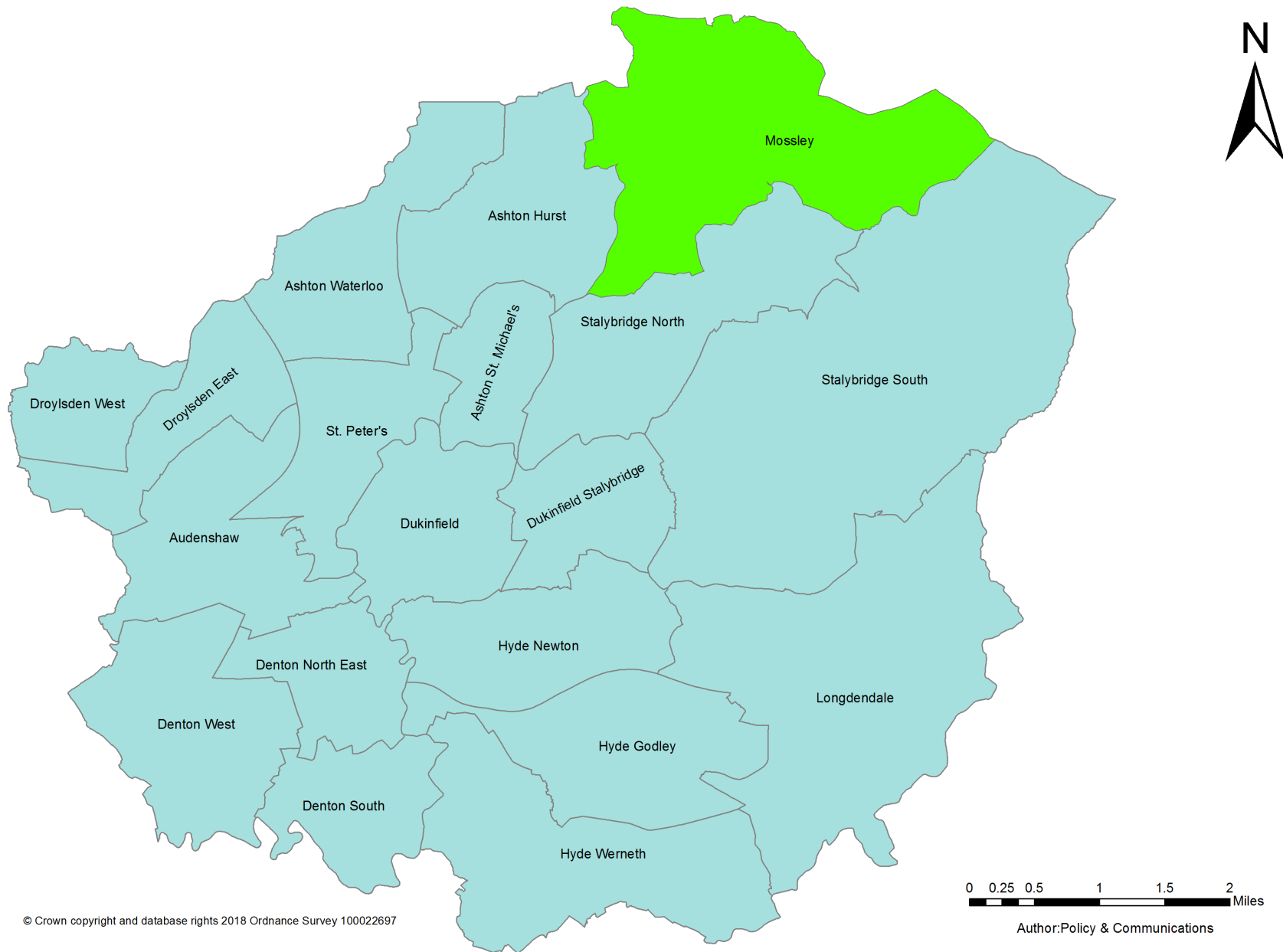


Mossley Ward Profile 2019



Population

2017 Population Estimate

11,255

increase of 131 since 2013

Male Population

48.6%

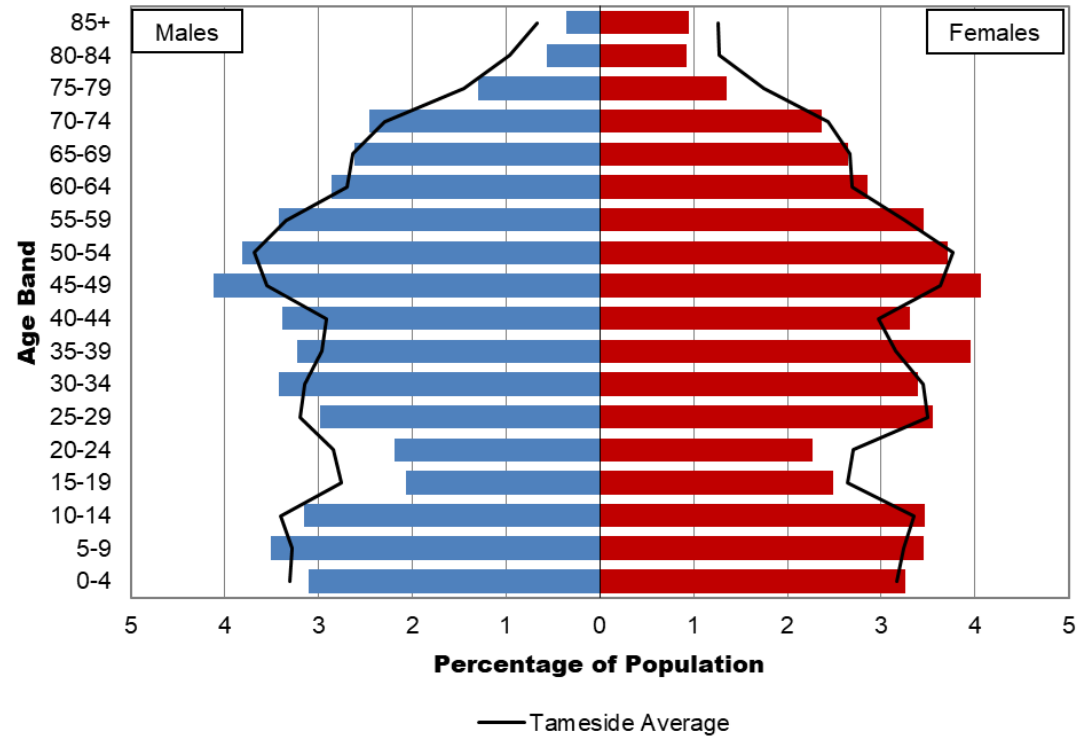
Female Population

51.4%

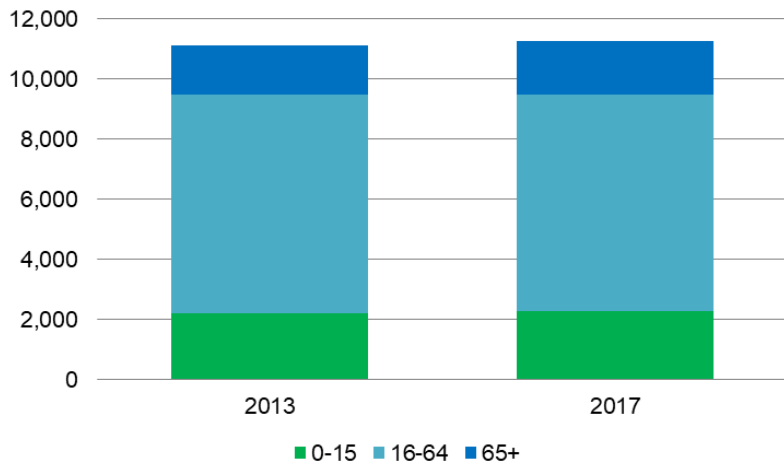
The population of Mossley is just smaller than the Tameside average of 11,796 people. 64% of this population is between the ages of 16 and 64 years old, which is more than the borough average of 62%.

Since 2013, the under 16 and over 65 age groups have increased in size, while the working age population has decreased slightly.

The white population of Mossley is 96.8%, which is higher than the Tameside average of 91%. All other major population groups make up a smaller proportion of the ward's population than on average across Tameside.



Wider Age Band Changes



White Population

96.8%

Bangladeshi Population

0.6%

White & Black Caribbean Population

0.5%

Black Population

0.4%

Other Population

1.7%

Education

GCSE Passes (grades 4+)

71.8%

English and Maths, 2018

School Readiness

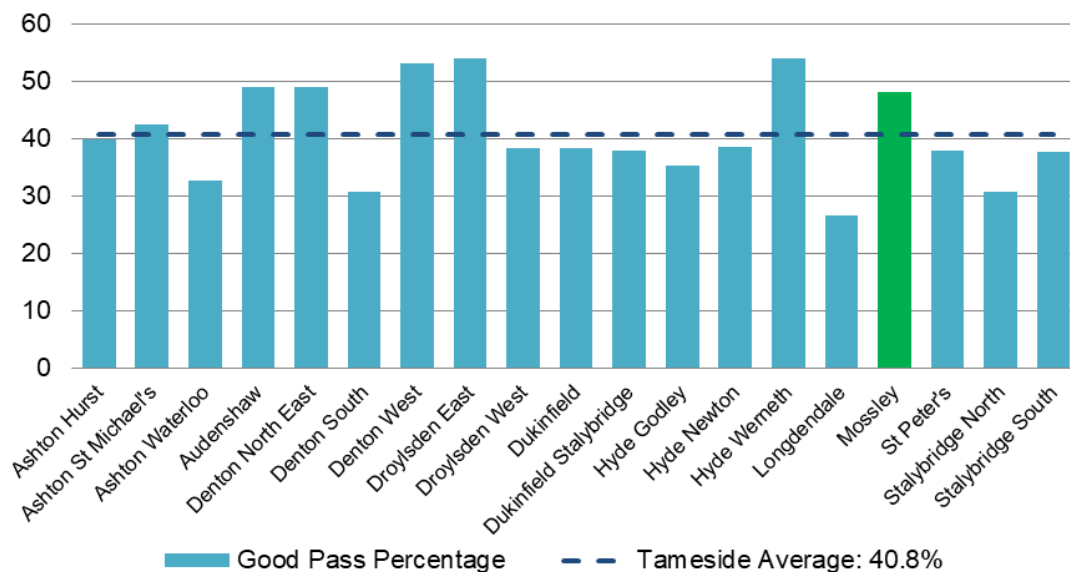
68.0%

Down from 71.3% in 2017

Those with NVQ level 4+

31.2%

Percentage of "good passes" (grades 5+) in GCSE English and Maths



48.2% of GCSE students in Mossley achieve grades 5 and above in their English and Maths qualifications, which exceeds the Tameside average of 40.8%.

The ward has a higher-than-average school readiness percentage, with Tameside's average value being 66%, although the ward's school readiness has dropped 3.3% since 2017.

14.2% of residents have no qualifications, which is below the Tameside average of 19%. 31.2% of residents have level 4 qualifications or above, which is significantly above the borough average of 20%.

No Qualifications

14.2%

Apprentices

6.8%

NVQ Level 1 Holders

14.5%

NVQ Level 2 Holders

18.1%

NVQ Level 3 Holders

15.2%

NVQ Level 4+ Holders

31.2%

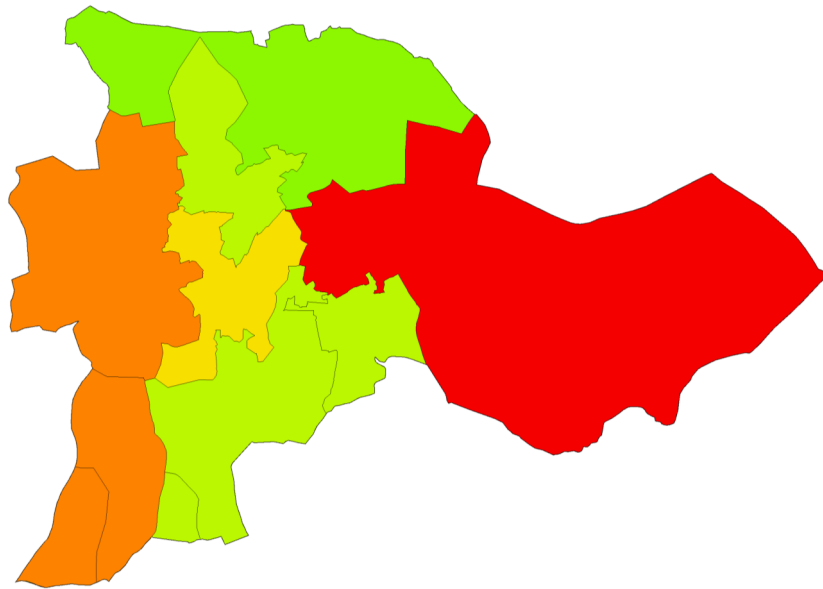
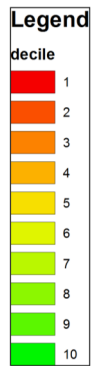
Employment, Income, and Deprivation

Children in Poverty
25.0%

Adults in Employment
75.7%

Out of Work Claimants
3.0%

Mossley IMD 2015 Deciles



© Crown copyright and database rights 2016 Ordnance Survey 100022697

This map shows the deprivation rankings of the LSOAs (small areas of around 1500 people) which make up the ward. Those in decile 1 are within the top 10% deprived LSOAs in the country.

Ward Deprivation Score
20.6
 (IMD 2015)

Mossley is significantly less deprived than the Tameside average; the IMD deprivation score for Mossley is 20.6, which is lower than the borough's average score of 28.8.

The proportion of children living in poverty in the ward, 25.0%, is 4.5% above the Tameside average.

On average, 70% of adults in Tameside are employed, so Mossley's employment rate of 75.7% is above average for the borough, although the proportion of students is lower than the average value of 4.8%.

Employees
66.2%

Self-Employed
9.5%

Students
3.7%

Retired
5.6%

Out of Work
6.6%

Housing

Fuel Poverty

10.8%

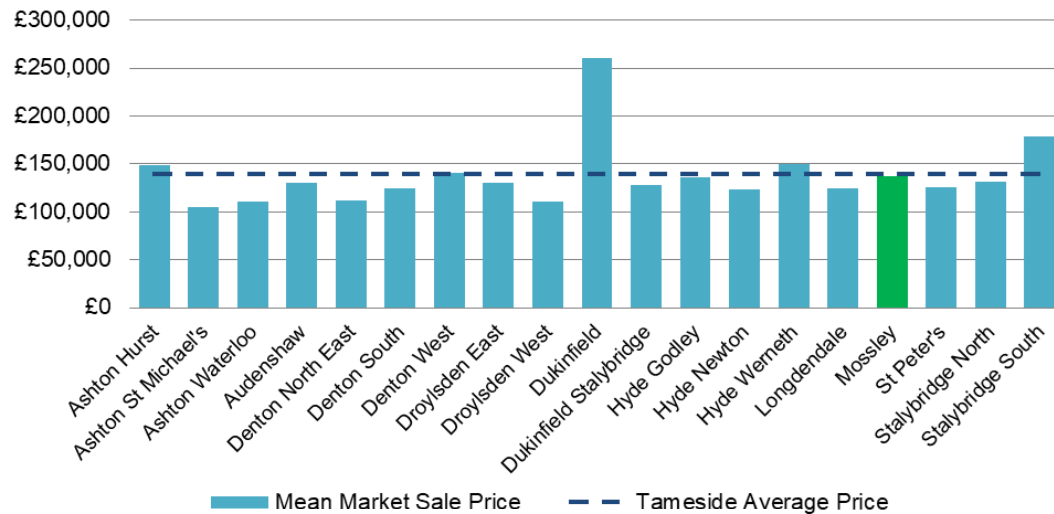
Overcrowding

4.5%

Central Heating Installation

97.0%

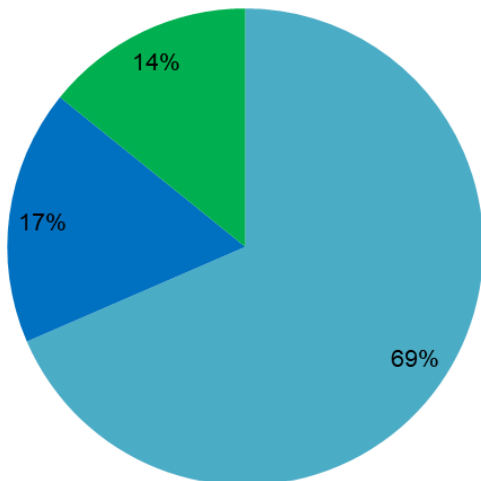
Mean House Sale Prices



The majority of properties in Mossley are owner occupied, with average market sale prices slightly below the Tameside average of £139,412. The percentage of private rented homes in Mossley is greater than the Tameside average of 14.2%.

10.8% of households are in fuel poverty, which is just above the average of 10.2%, and there are an above average number of homes without central heating installed; the Tameside average central heating installation percentage is 97.3%.

In the 2011 census, 0.3% of the ward's population registered as living in a caravan or other mobile / temporary structure.



Tenure Types

- Owner Occupied
- Private Rented
- Affordable

Detached Houses

9.8%

Semi-Detached Houses

28.6%

Terraced Houses

47.9%

Purpose Built Flats

10.5%

Converted Flats

1.7%

Commercial Property Flats

1.2%

Community

Voter Turnout

37.1%

2016 Local Elections

Travel Time to hospital

23 Mins

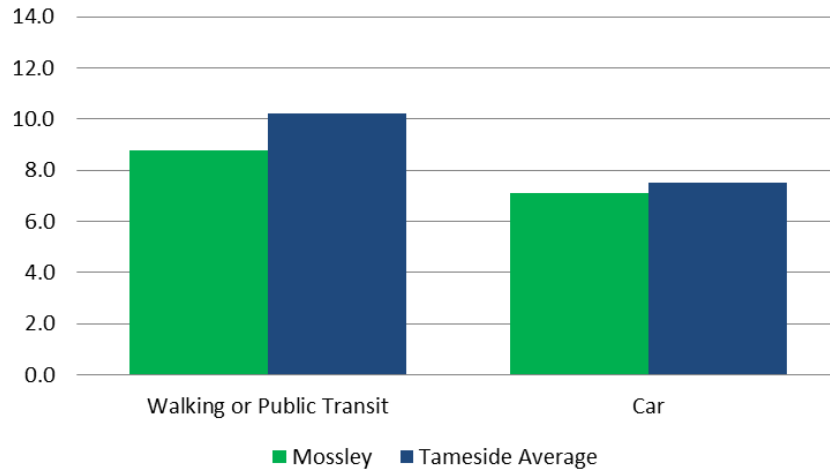
Walking or Public Transit

GP's Surgeries

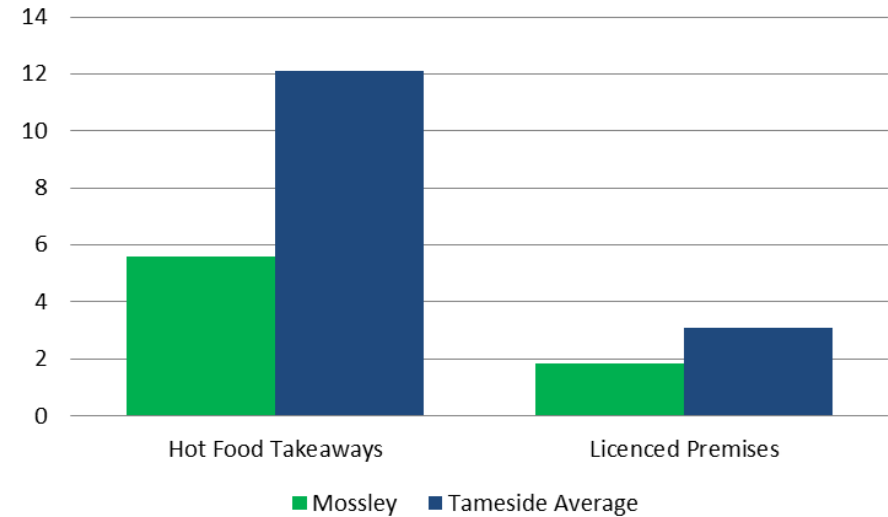
2 / 2

rated Good or Outstanding

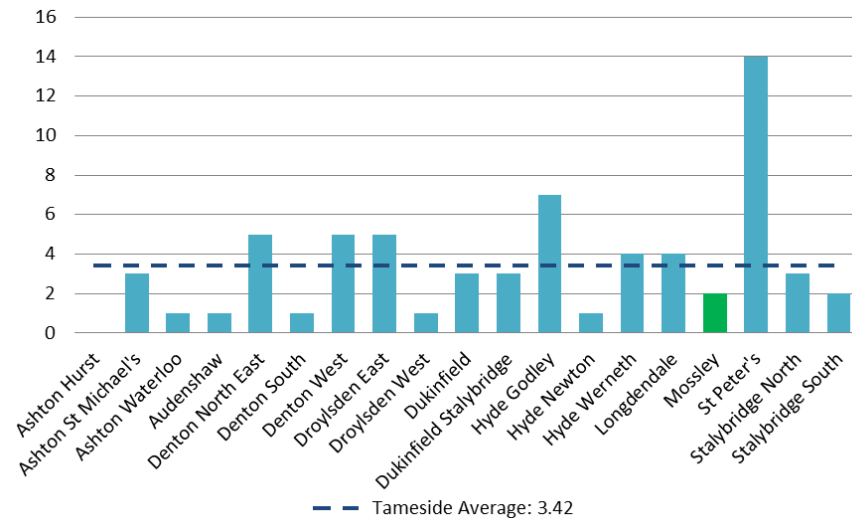
Travel Time to the Nearest GP's Surgery in minutes



Hot Food Takeaways and Licenced Premises per 1000 People



Number of Pharmacies located in the ward



Mossley has fewer hot food takeaways and licenced premises per 1000 people than the Tameside average, and has lower-than-average travel times to the nearest GP's surgery both with and without the use of a car.

There are two GP's surgeries in the ward, both of which have been rated as good or outstanding by the Care Quality Commission, which monitors healthcare practices nationally.

Mossley contains two pharmacies and the area, like all of Tameside, has sufficient pharmacy access.

Health & Wellbeing

Healthy Life Expectancy

58.4

Years **for Men**

Healthy Life Expectancy

59.6

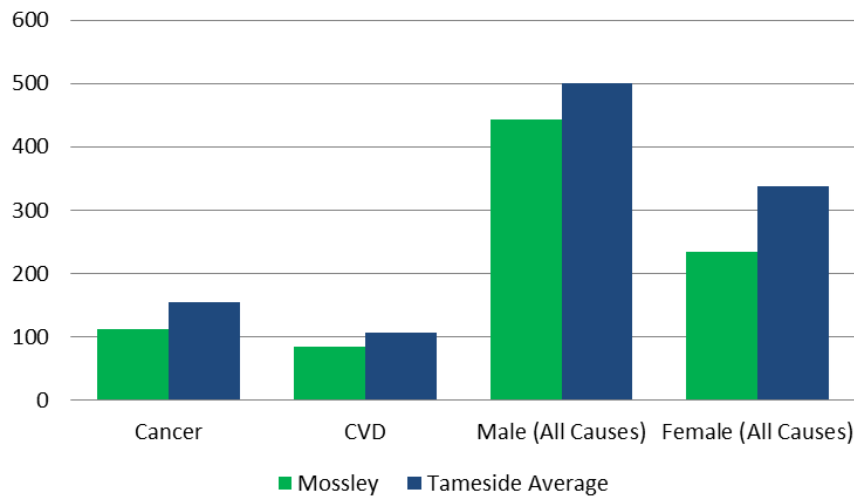
Years **for Women**

Deaths from Cancer

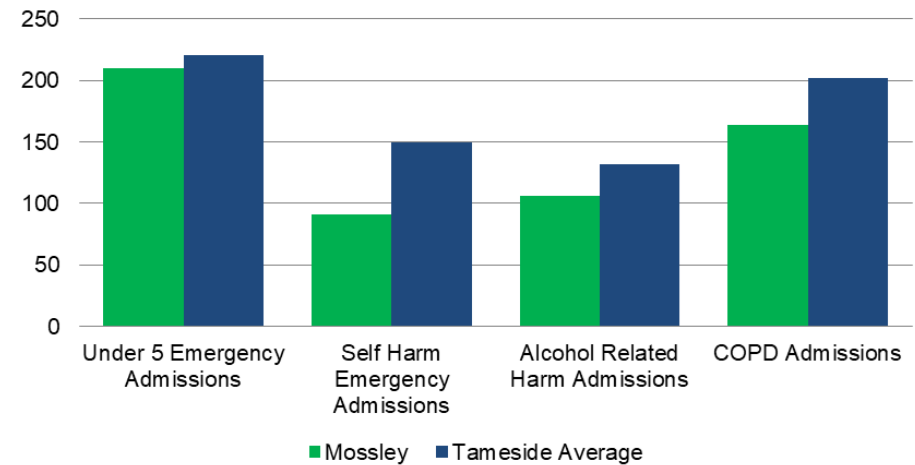
1 in 4

(Biggest Cause of Death)

Under-75 Mortality Rates per 100,000 people



Hospital Admission Rates per 100,000 people

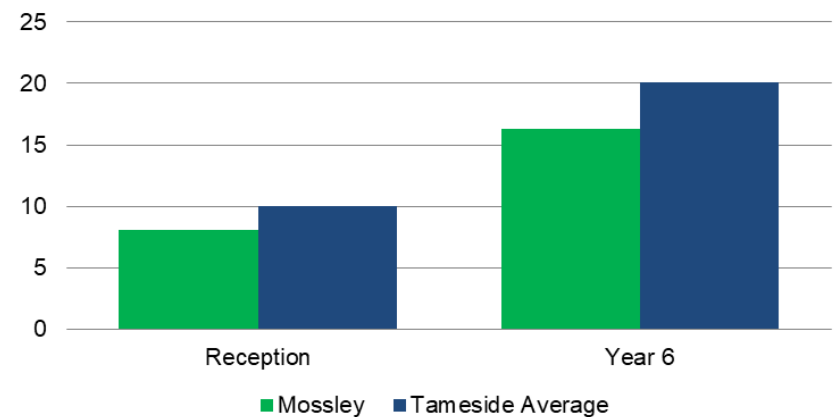


Mossley has below average hospital admission rates, particularly for self harm and COPD. The prevalence of childhood obesity is lower than the Tameside average both for reception class and year six students.

The biggest cause of death in Mossley is cancer, which is responsible for one in four of all deaths in the ward.

The male and female healthy life expectancies are higher than the borough averages of 58.1 years old and 57.6 years old respectively.

Childhood Obesity Percentages



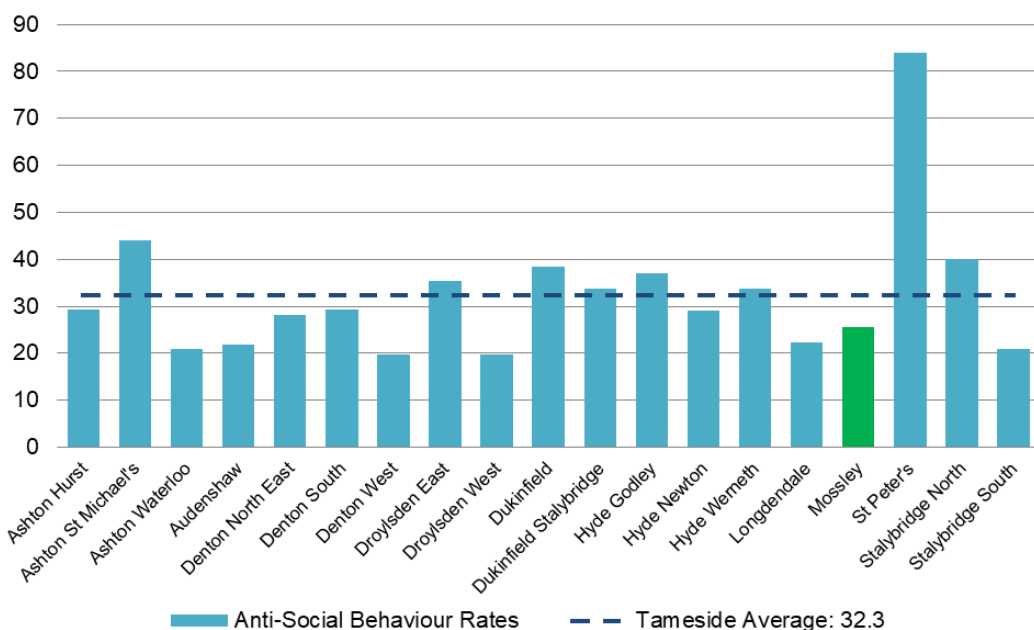
Crime & Safety

Crimes under influence of alcohol/drugs
8.77
Rate per 1000 people

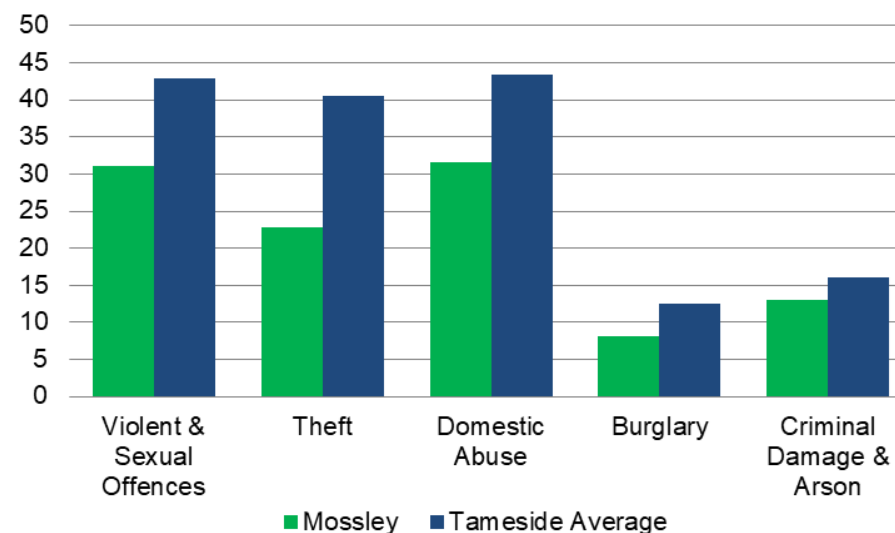
A&E Visits for Assault
1.78
Rate per 1000 people

Total Crimes Committed
147.2
Rate per 1000 people

Rates of Anti-Social Behaviour Offences per 1000 people



Rates of Offences per 1000 people



Rates of the Most Common Crimes in Mossley

Domestic Abuse
34.5
Rate per 1000 people

Violent & Sexual Offences
31.1
Rate per 1000 people

Anti-Social Behaviour
25.6
Rate per 1000 people

The total crime rate in Mossley is below the Tameside average of 207.7 offences per 1000 people. Mossley has a below average rate of anti-social behaviour offences than the Tameside average, and also has a significantly smaller rate of theft per 1000 people. Although the rate of violent and sexual offences is much lower than average, it remains the second most committed crime in the ward.

Mossley has a significantly lower-than-average rate of domestic abuse offences reported to the police compared to Tameside as a whole, however domestic abuse is the most committed crime in the area.