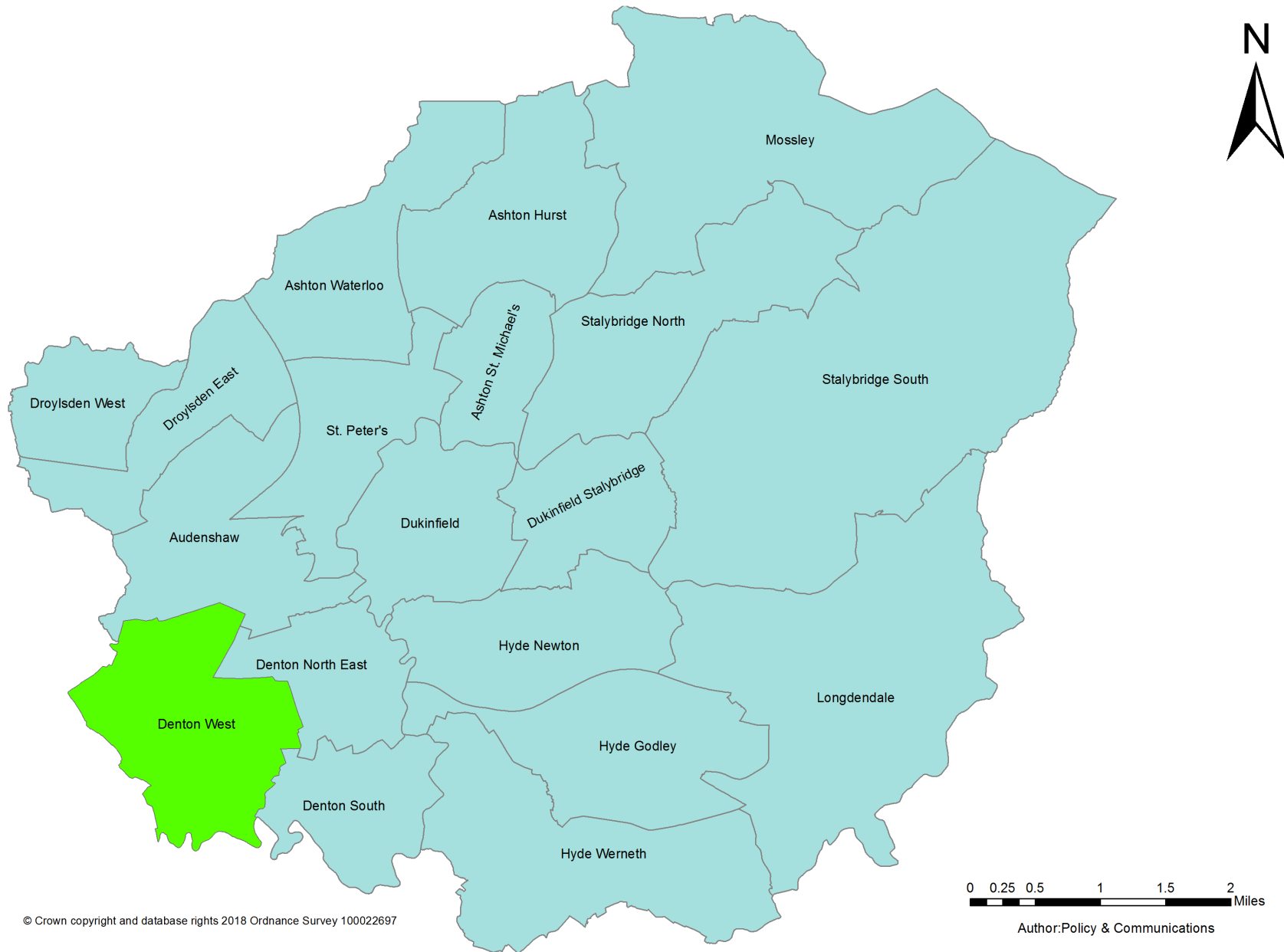


Denton West Ward Profile 2019



Population

2017 Population Estimate

11,352

increase of 68 since 2013

Male Population

47.7%

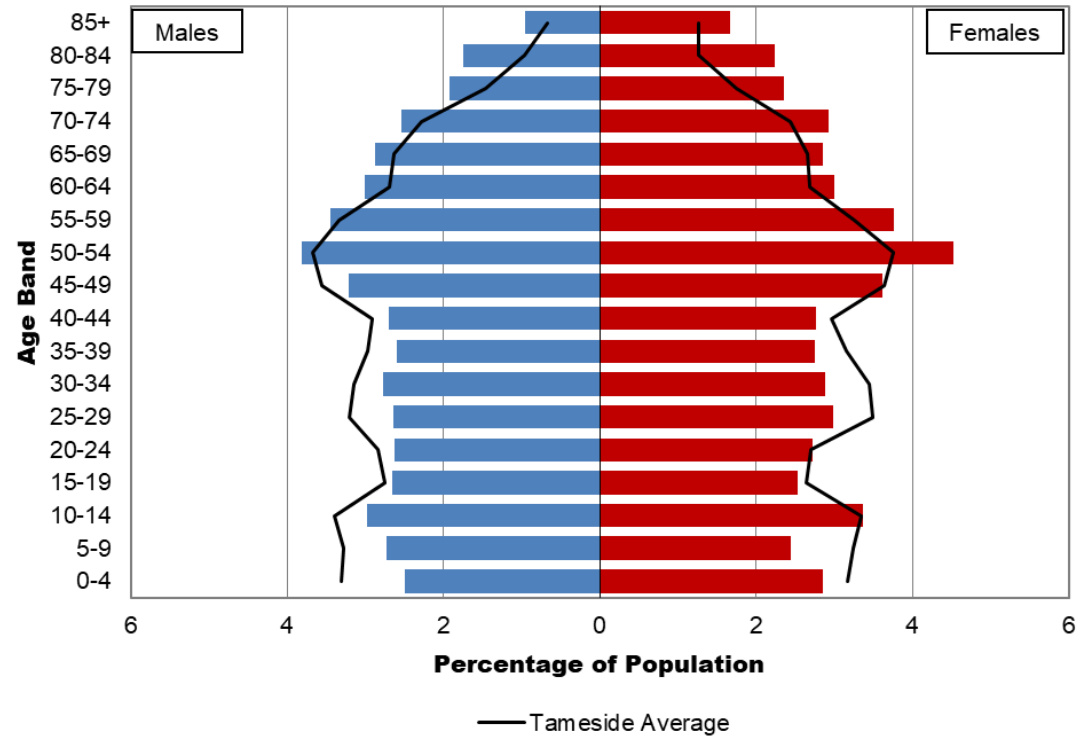
Female Population

52.3%

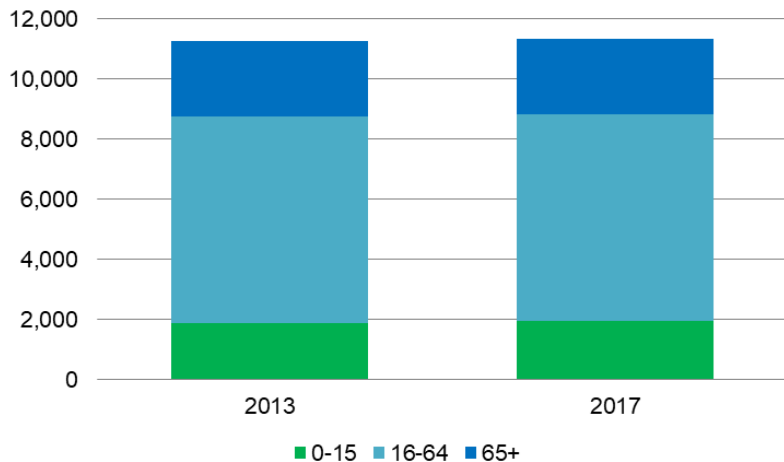
The population of Denton West is just smaller than the Tameside average of 11,796 people. 61% of this population is between the ages of 16 and 64 years old, which is less than the borough average of 62%.

Since 2013, all three of the wider age bands have grown slightly.

The white population of Denton West is 95.5%, which is above the Tameside average of 91%; all other major population groups make up a smaller proportion of the ward than the Tameside averages.



Wider Age Band Changes



White Population

95.5%

Pakistani Population

0.8%

White & Black Caribbean Population

0.8%

Black Population

0.6%

Other Population

2.3%

Education

GCSE Passes (grades 4+)

73.3%

English and Maths, 2018

School Readiness

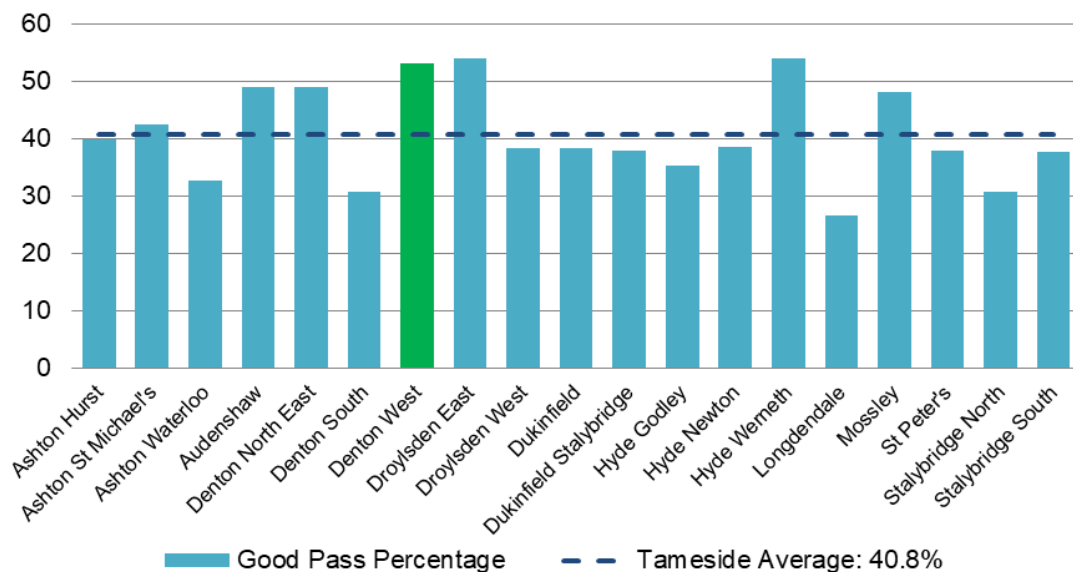
62.9%

Down from 68.0% in 2017

Those with NVQ level 4+

20.3%

Percentage of "good passes" (grades 5+) in GCSE English and Maths



53.3% of GCSE students in Denton West achieve grades 5 and above in their English and Maths qualifications, which is significantly higher than the Tameside average of 40.8%.

The ward has a lower-than-average school readiness percentage, with Tameside's average value being 66%.

14.1% of residents have no qualifications, which is below the Tameside average of 19%.

No Qualifications

14.1%

Apprentices

8.1%

NVQ Level 1 Holders

19.4%

NVQ Level 2 Holders

21.1%

NVQ Level 3 Holders

16.9%

NVQ Level 4+ Holders

20.3%

Employment, Income, and Deprivation

Children in Poverty

21.0%

Adults in Employment

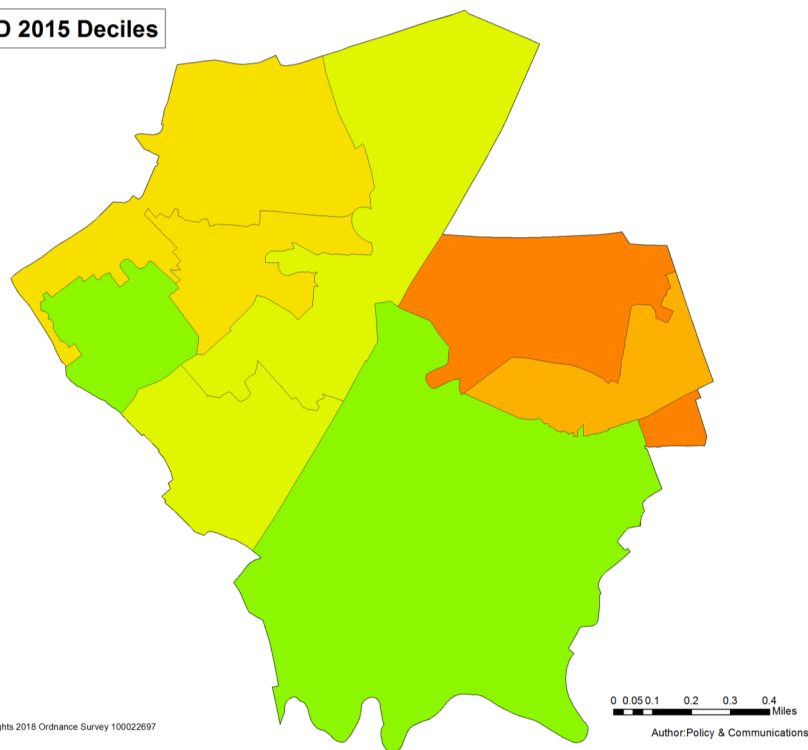
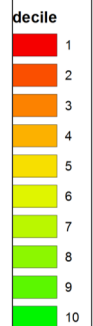
77.9%

Out of Work Claimants

1.4%

Denton W IMD 2015 Deciles

Legend



© Crown copyright and database rights 2016 Ordnance Survey 100022697

This map shows the deprivation rankings of the LSOAs (small areas of around 1500 people) which make up the ward. Those in decile 1 are within the top 10% deprived LSOAs in the country.

Ward Deprivation Score

18.8

(IMD 2015)

Denton West is less deprived than the Tameside average; the IMD deprivation score for Denton West is 18.8, which is lower than the borough's average score of 28.8.

The proportion of children living in poverty in the ward, 21.0%, is 8.5% below the Tameside average.

On average, 70% of adults in Tameside are employed, so Denton West's employment rate of 77.9% is above average for the borough, and the proportion of students is significantly lower than the average value of 4.8%.

Employees

69.1%

Self-Employed

8.8%

Students

4.0%

Retired

5.4%

Out of Work

5.3%

Housing

Fuel Poverty

8.3%

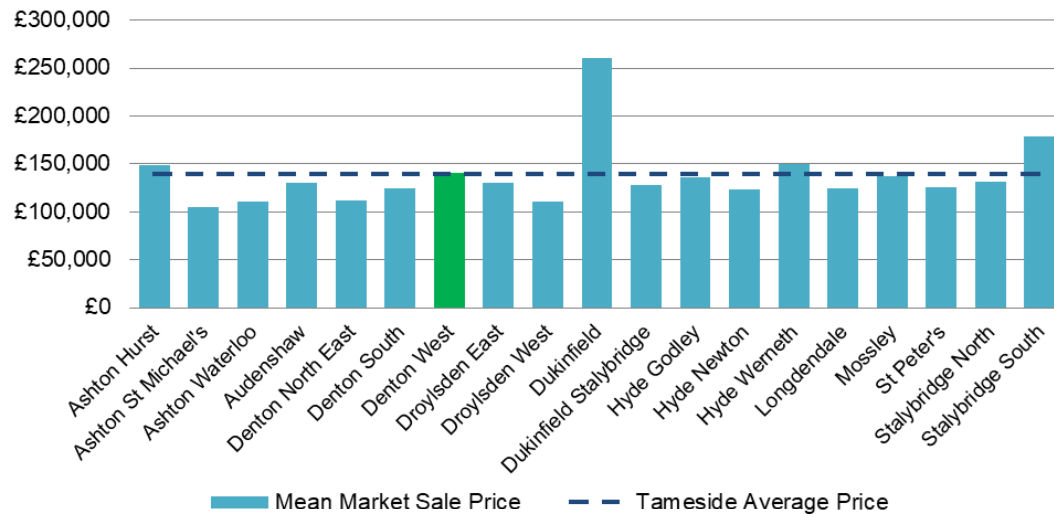
Overcrowding

3.9%

Central Heating Installation

97.1%

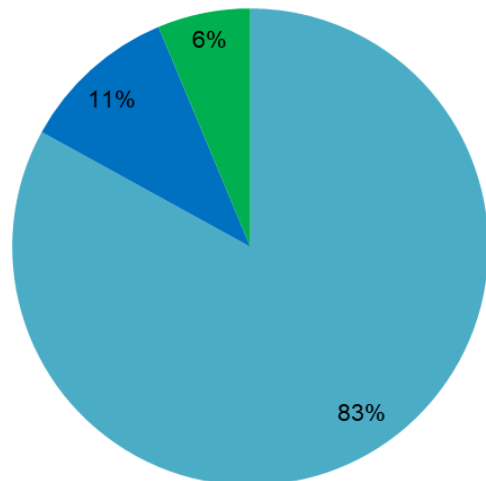
Mean House Sale Prices



The vast majority of properties in Denton West are owner occupied, more so than any other Tameside ward. Average market sale prices are around £800 above the Tameside average of £139,412. The percentage of private rented homes in Denton West is lower than the Tameside average of 14.2%.

8.3% of households are in fuel poverty, which is below the average of 10.2%, however there are an above average number of homes without central heating installed; the Tameside average central heating installation percentage is 97.3%.

69.1% of the residences in Denton West are semi-detached houses or bungalows, this is much more than the Tameside average value of 37.5%.



Tenure Types

- Owner Occupied
- Private Rented
- Affordable

Detached Houses

4.9%

Semi-Detached Houses

69.1%

Terraced Houses

17.2%

Purpose Built Flats

7.0%

Converted Flats

1.1%

Commercial Property Flats

0.7%

Community

Voter Turnout

36.5%

2016 Local Elections

Travel Time to hospital

47 Mins

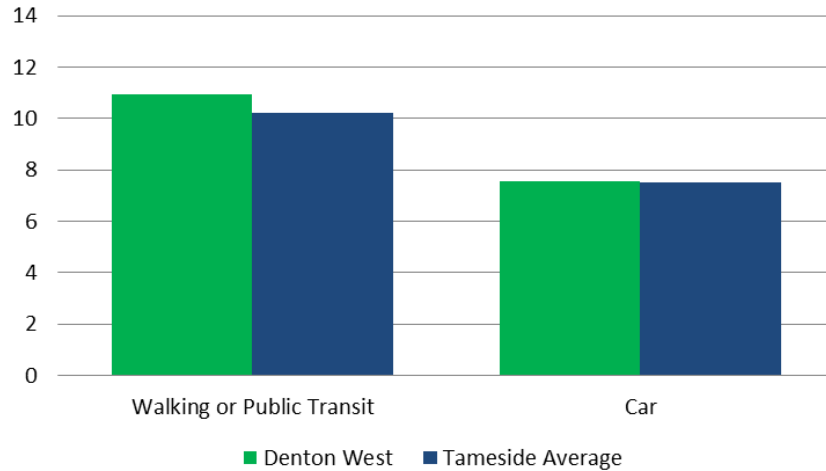
Walking or Public Transit

GP's Surgeries

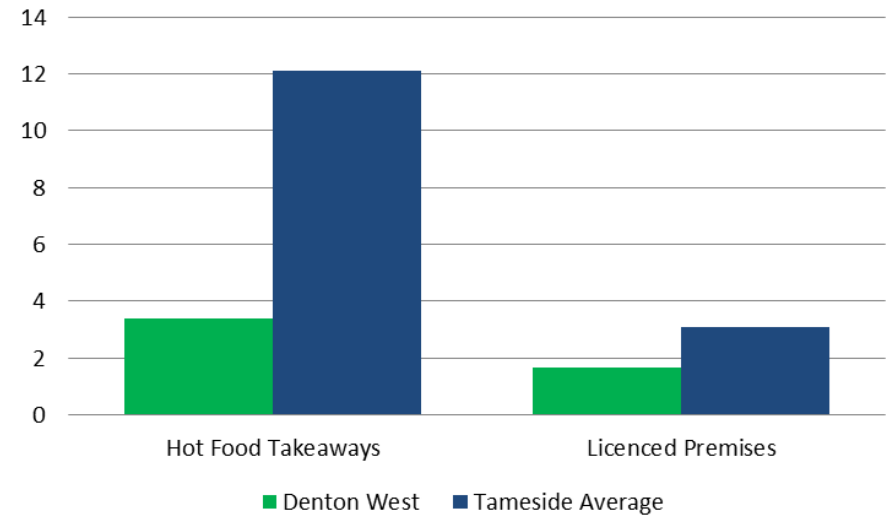
3 / 3

rated Good or Outstanding

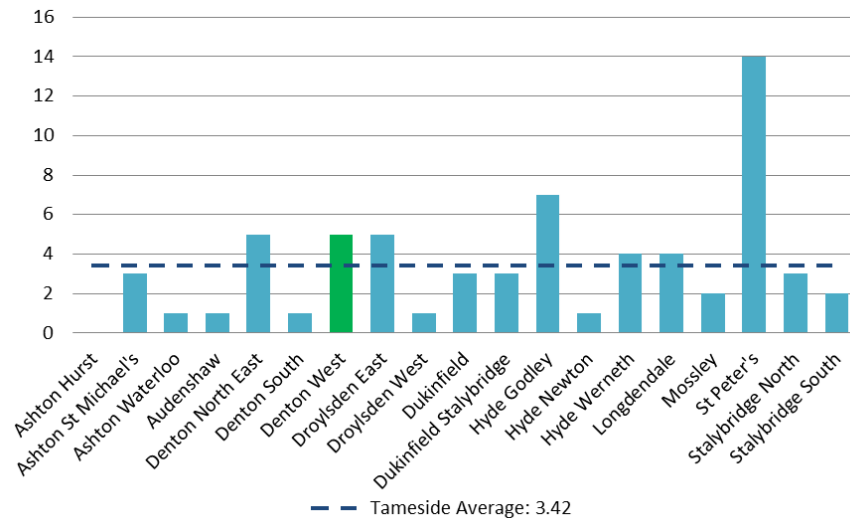
Travel Time to the Nearest GP's Surgery in minutes



Hot Food Takeaways and Licenced Premises per 1000 People



Number of Pharmacies located in the ward



Denton West has fewer hot food takeaways and licenced premises per 1000 people than the Tameside average, but has slightly higher than average travel times to the nearest GP's surgery both with and without the use of a car.

There are three GP's surgeries in the ward, all of which have been rated as good or outstanding by the Care Quality Commission, which monitors healthcare practices nationally.

Denton West contains five pharmacies which ensure that the area, like all of Tameside, has sufficient pharmacy access.

Health & Wellbeing

Healthy Life Expectancy

57.6

Years **for Men**

Healthy Life Expectancy

59.0

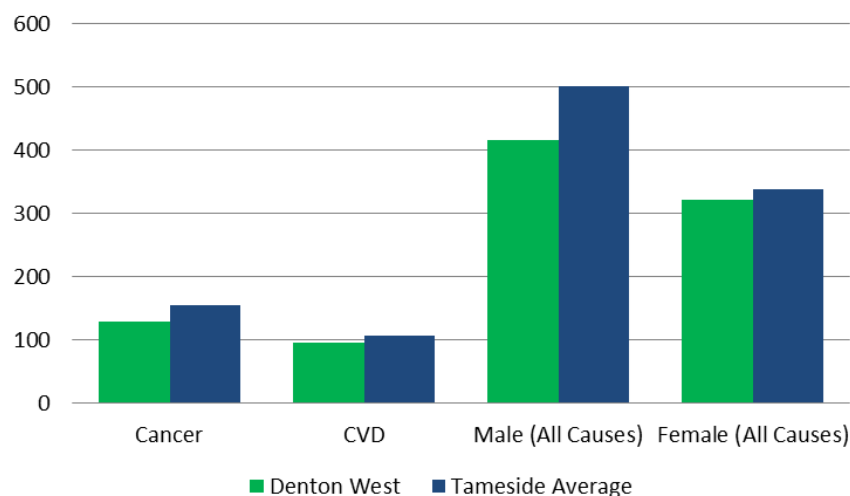
Years **for Women**

Deaths from Cancer

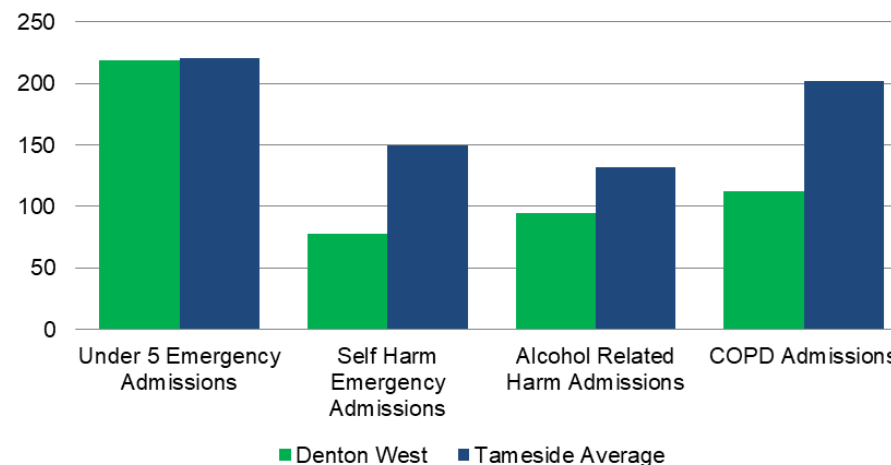
1 in 3

(Biggest Cause of Death)

Under-75 Mortality Rates per 100,000 people



Hospital Admission Rates per 100,000 people

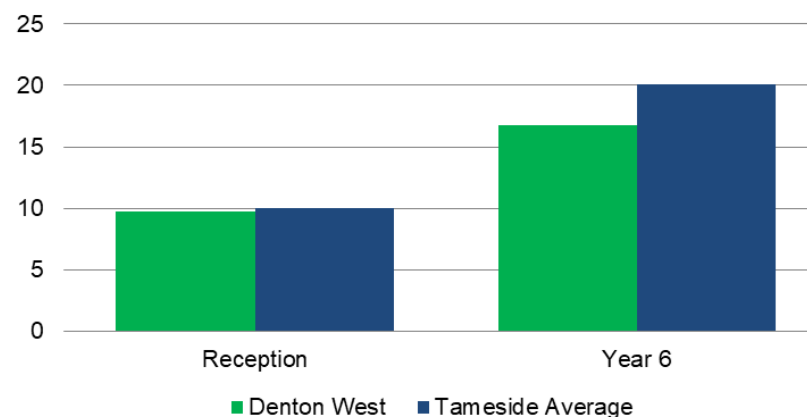


Denton West has below average hospital admission rates, particularly for self harm and COPD. The prevalence of childhood obesity in reception class children is slightly lower than the Tameside average, and significantly fewer year six students are obese than the Tameside average percentage.

The biggest cause of death in Denton West is cancer, which is responsible for one in three of all deaths in the ward.

The male healthy life expectancy is lower than the Tameside average of 58.1 years, while the female healthy life expectancy is above the average value of 57.6 years old.

Childhood Obesity Percentages



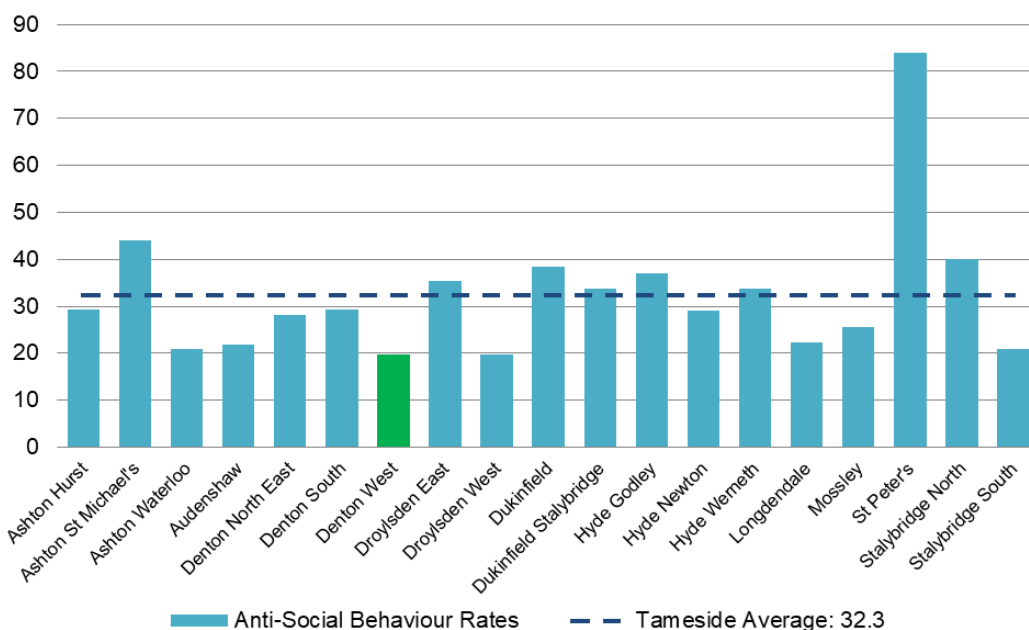
Crime & Safety

Crimes under influence of alcohol/drugs
4.93
Rate per 1000 people

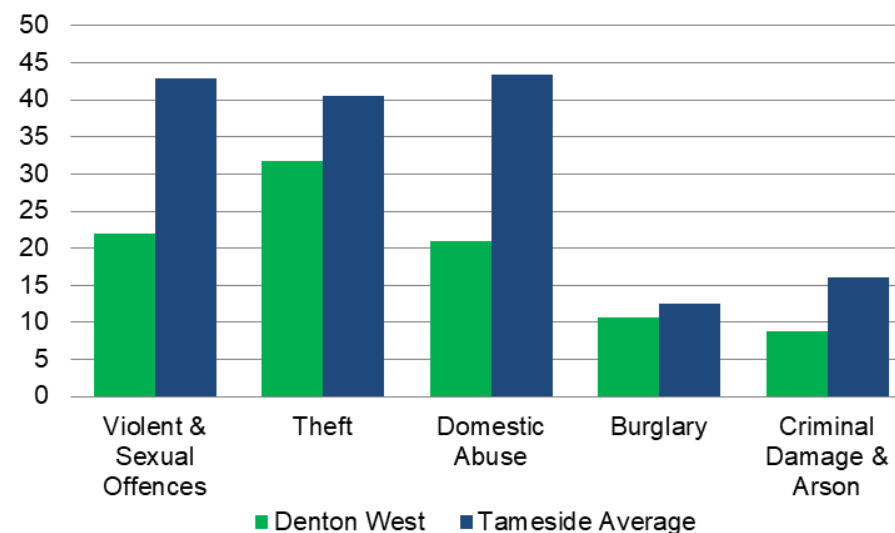
A&E Visits for Assault
1.32
Rate per 1000 people

Total Crimes Committed
123.8
Rate per 1000 people

Rates of Anti-Social Behaviour Offences per 1000 people



Rates of Offences per 1000 people



Rates of the Most Common Crimes in Denton West

Theft
31.8
Rate per 1000 people

Violent & Sexual Offences
21.9
Rate per 1000 people

Domestic Abuse
21.0
Rate per 1000 people

The total crime rate in Denton West is significantly below the Tameside average of 207.7 offences per 1000 people. Denton West has a substantially lower rate of anti-social behaviour offences than the Tameside average, and also has a significantly smaller rate of violent and sexual offences per 1000 people. Although the rate of domestic abuse offences is much lower than average, it remains the third most committed crime in the ward.

Denton West has a lower-than-average rate of theft offences reported to the police compared to Tameside as a whole, and yet theft is the most committed crime in the area.