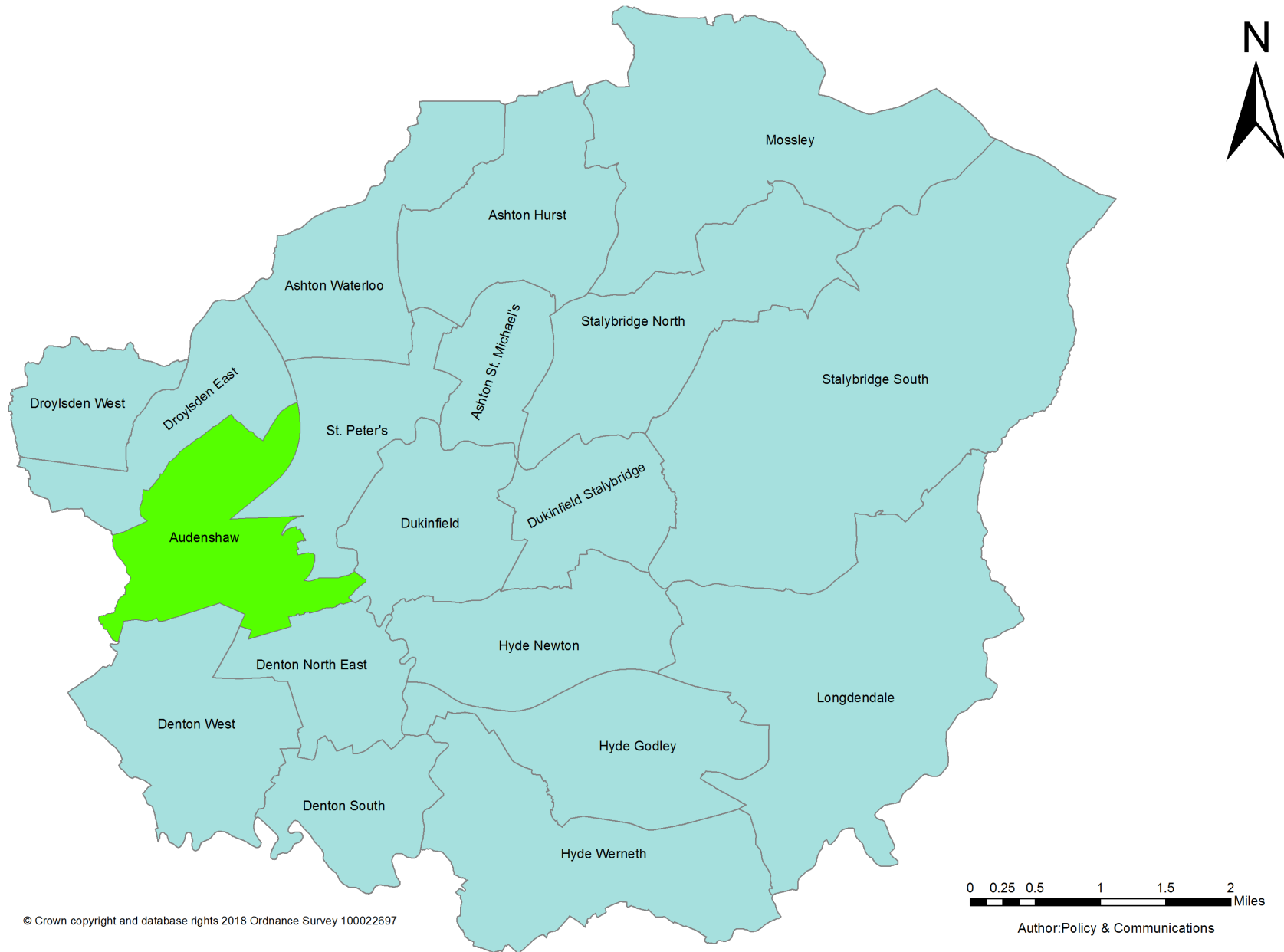


Audenshaw Ward Profile 2019



Population

2017 Population Estimate

12,124

increase of 446 since 2013

Male Population

49.1%

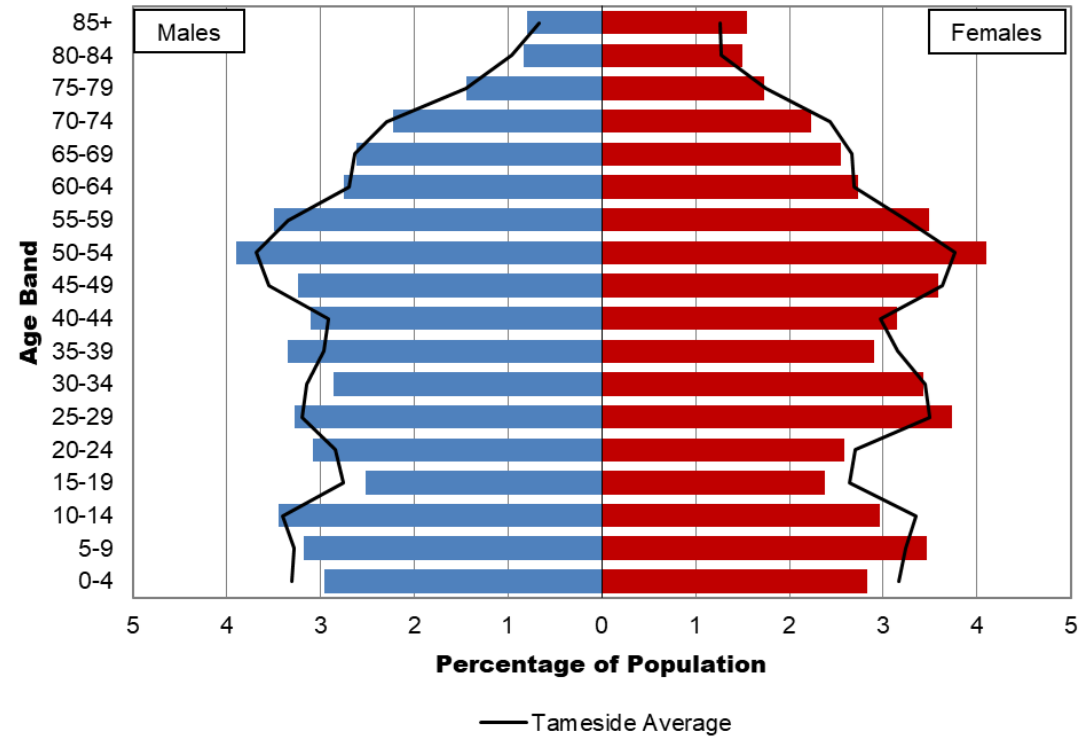
Female Population

50.9%

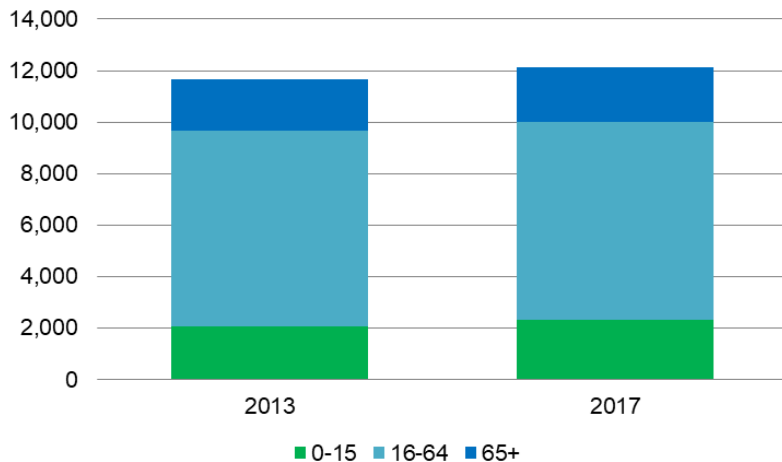
The population of Audenshaw is just bigger than the Tameside average of 11,796 people. 63.3% of this population is between the ages of 16 and 64 years old, which is more than the borough average of 62%.

Since 2013, All three of the wider age bands have increased in size, most notably the under 16 group, which has grown by 249 people.

The white population of Audenshaw is 93.7%, which is higher than the Tameside average of 91%; the Pakistani population equals the average value of 2%.



Wider Age Band Changes



White Population

93.7%

Pakistani Population

2.0%

Black Population

0.9%

Chinese Population

0.7%

Other Population

2.7%

Education

GCSE Passes (grades 4+)

70.0%

English and Maths, 2018

School Readiness

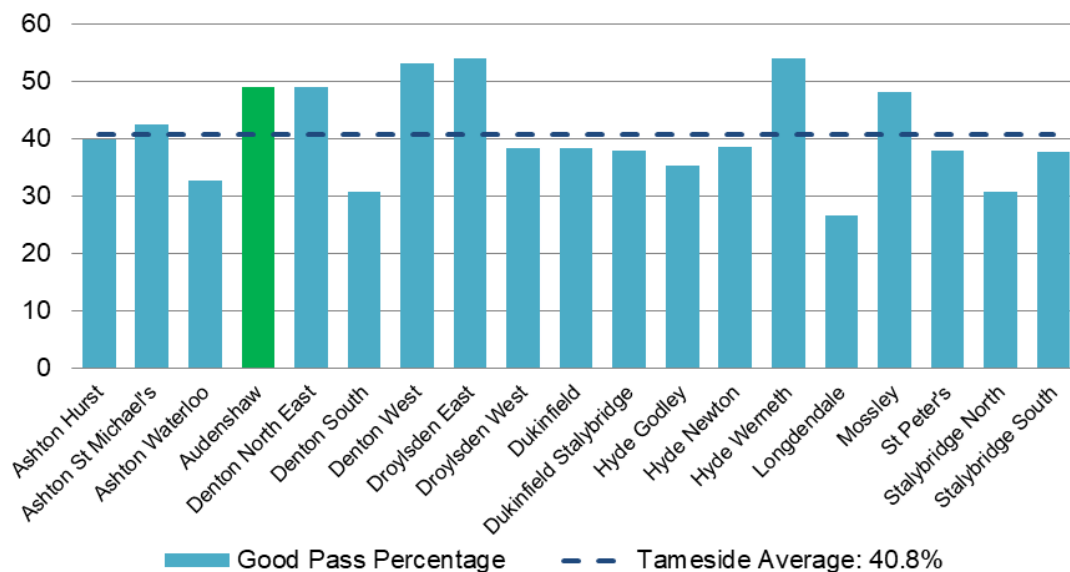
54.0%

Down from 64.4% in 2017

Those with NVQ level 4+

20.3%

Percentage of "good passes" (grades 5+) in GCSE English and Maths



49.1% of GCSE students in Audenshaw achieve grades 5 and above in their English and Maths qualifications, which is significantly greater than the Tameside average of 40.8%.

The ward does, however, have a lower-than-average school readiness percentage, with Tameside's average value being 66%.

17.5% of residents have no qualifications, which is below the Tameside average of 19%. Those with level 4 qualifications or above make up 20.3% of the population; the Tameside average value for this is 20%, making Audenshaw slightly above average in this respect.

No Qualifications

17.5%

Apprentices

7.7%

NVQ Level 1 Holders

17.9%

NVQ Level 2 Holders

21.3%

NVQ Level 3 Holders

15.2%

NVQ Level 4+ Holders

20.3%

Employment, Income, and Deprivation

Children in Poverty

22.0%

Adults in Employment

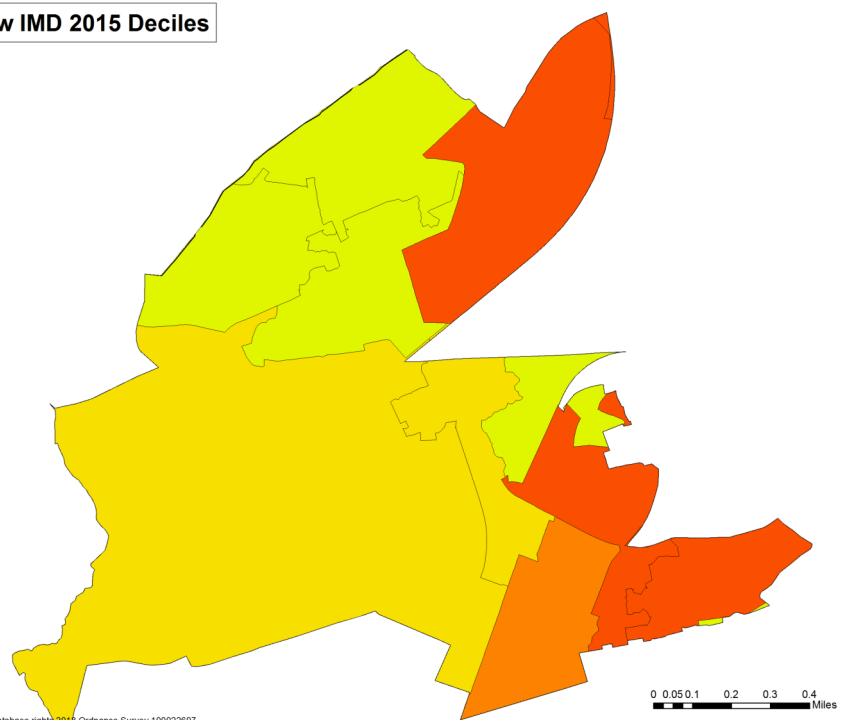
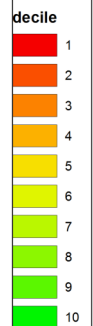
74.5%

Out of Work Claimants

2.4%

Audenshaw IMD 2015 Deciles

Legend



This map shows the deprivation rankings of the LSOAs (small areas of around 1500 people) which make up the ward. Those in decile 1 are within the top 10% deprived LSOAs in the country.

Ward Deprivation Score

21.3

(IMD 2015)

Audenshaw is less deprived than the Tameside average; the IMD deprivation score for Audenshaw is 21.3, which is lower than the borough's average score of 28.8.

The proportion of children living in poverty in the ward, 22.0%, is 7.5% below the Tameside average.

On average, 70% of adults in Tameside are employed, so Audenshaw's employment rate of 74.5% is above average for the borough. 8.6% of residents are self-employed, which exceeds the borough average of 8.0%.

Employees

65.9%

Self-Employed

8.6%

Students

4.8%

Retired

5.2%

Out of Work

6.6%

Housing

Fuel Poverty

8.3%

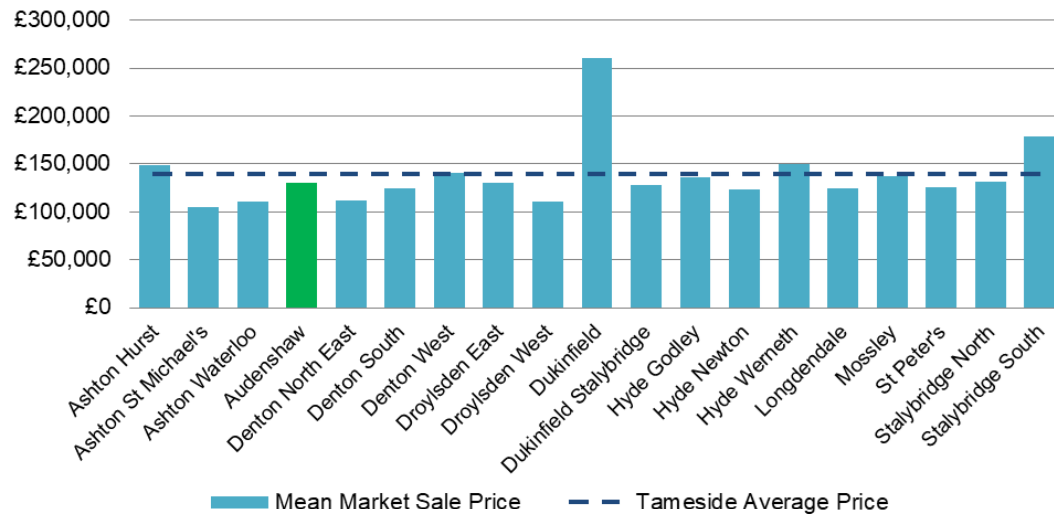
Overcrowding

4.7%

Central Heating Installation

96.5%

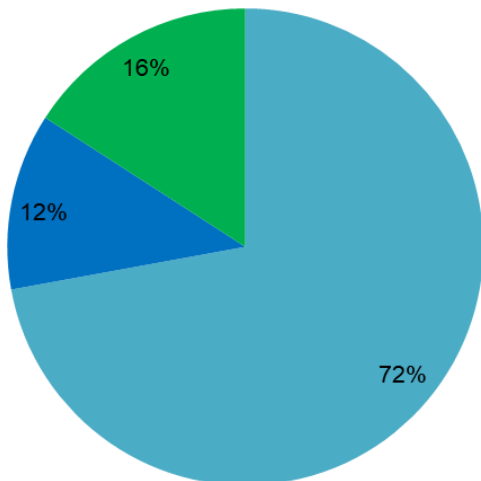
Mean House Sale Prices



The majority of properties in Audenshaw are owner occupied, with average market sale prices slightly below the Tameside average of £139,412. The percentage of private rented homes in Audenshaw is lower than the Tameside average of 14.2%.

8.3% of households are in fuel poverty, which is below the average of 10.2%, however there are an above average number of homes without central heating installed; the Tameside average central heating installation percentage is 97.3%.

51.7% of the residences in Audenshaw are semi-detached houses or bungalows, which is much more than the Tameside average value of 37.5%.



Tenure Types

- Owner Occupied
- Private Rented
- Affordable

Detached Houses

10.0%

Semi-Detached Houses

51.7%

Terraced Houses

26.5%

Purpose Built Flats

10.2%

Converted Flats

1.0%

Commercial Property Flats

0.6%

Community

Voter Turnout

35.6%

2016 Local Elections

Travel Time to hospital

36 Mins

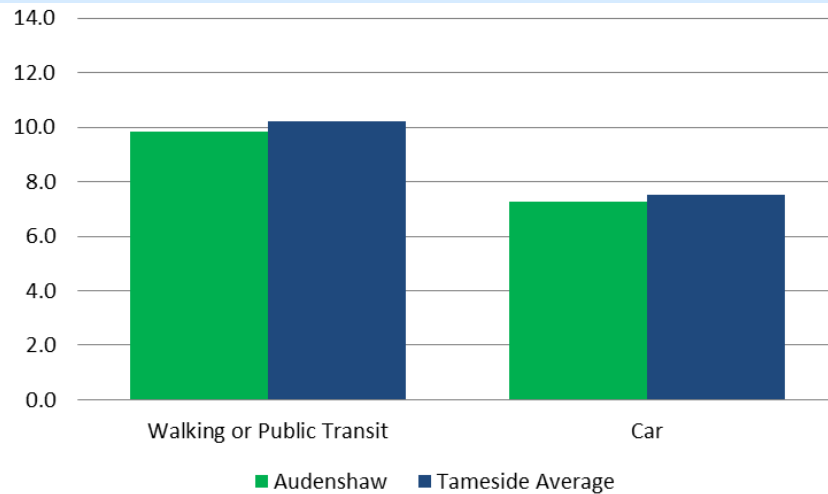
Walking or Public Transit

GP's Surgeries

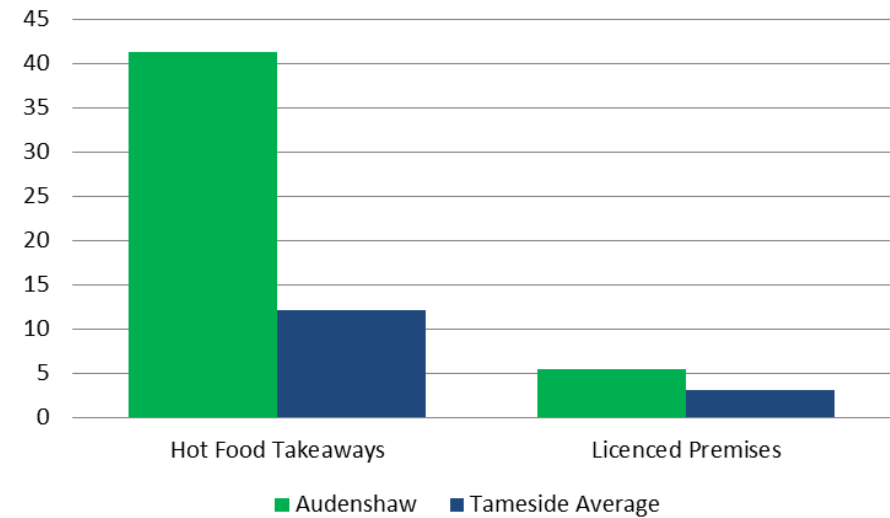
4 / 4

rated Good or Outstanding

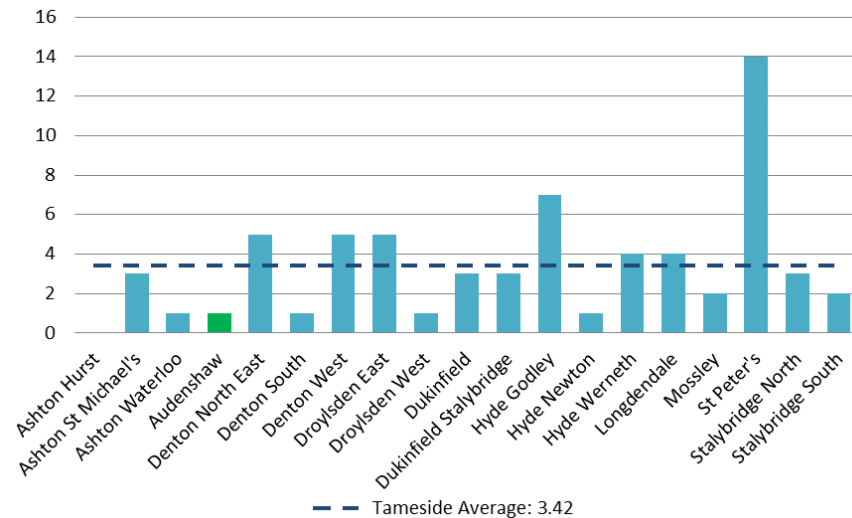
Travel Time to the Nearest GP's Surgery in minutes



Hot Food Takeaways and Licenced Premises per 1000 People



Number of Pharmacies located in the ward



Audenshaw has more hot food takeaways and licenced premises per 1000 people than the Tameside average, four times as many in the case of hot food takeaways, but has lower-than-average travel times to the nearest GP's surgery both with and without the use of a car.

There are four GP's surgeries in the ward, all of which have been rated as good or outstanding by the Care Quality Commission, which monitors healthcare practices nationally.

Audenshaw contains one pharmacy. The area, like all of Tameside, has sufficient pharmacy access.

Health & Wellbeing

Healthy Life Expectancy

58.2

Years **for Men**

Healthy Life Expectancy

57.3

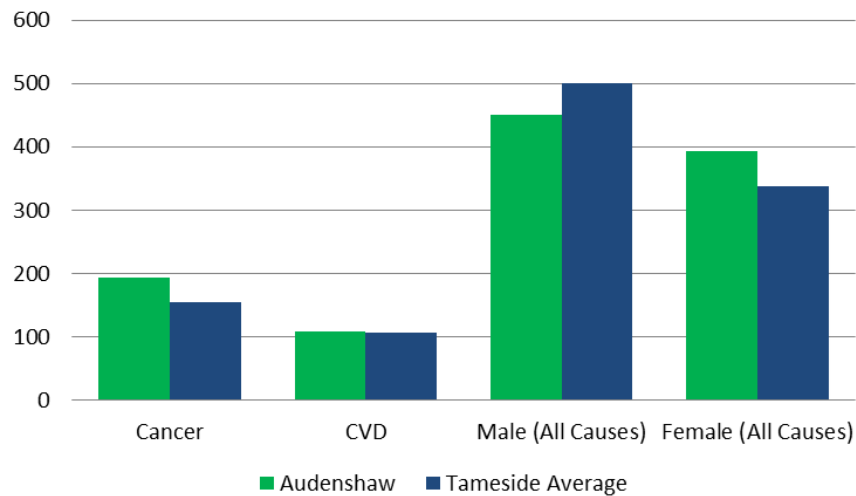
Years **for Women**

Deaths from Cancer

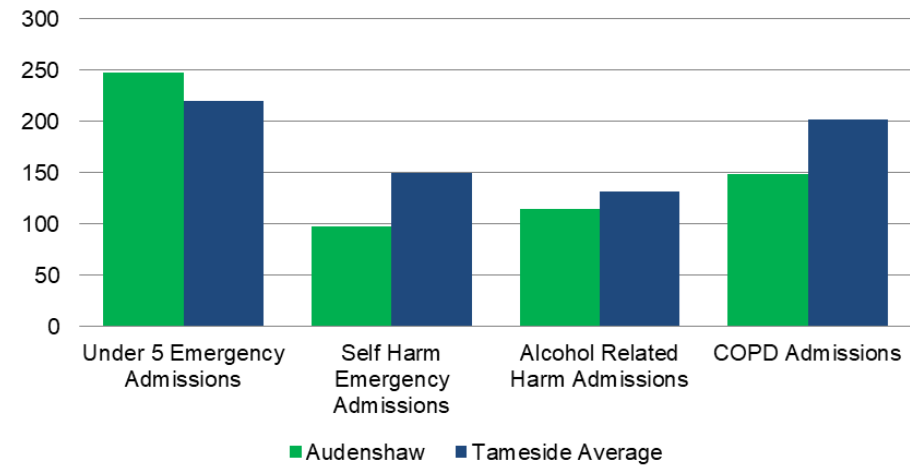
1 in 4

(Biggest Cause of Death)

Under-75 Mortality Rates per 100,000 people



Hospital Admission Rates per 100,000 people

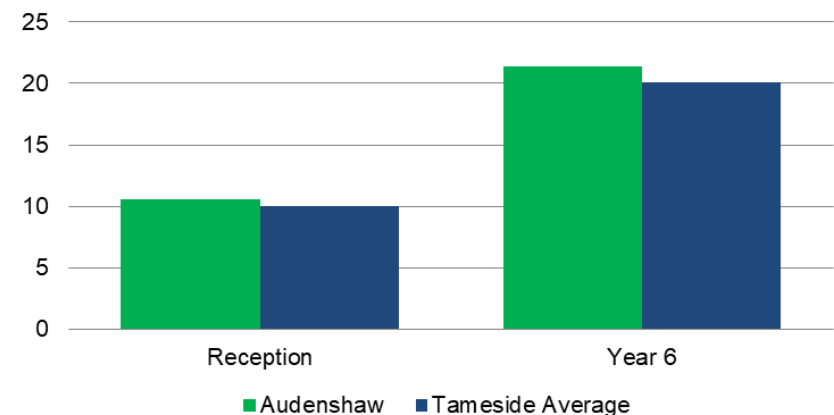


Audenshaw has above average hospital admission rates for children under five years old, but below average admission rates for self-harm, alcohol related harm, and COPD. The prevalence of childhood obesity in reception class children is slightly higher than the Tameside average, with the gap widening slightly for year six students.

The biggest cause of death in Audenshaw is cancer, which is responsible for one in four of all deaths in the ward.

The male healthy life expectancy is slightly higher than the Tameside average of 58.1 years, while the female healthy life expectancy is below the average value of 57.6 years old.

Childhood Obesity Percentages



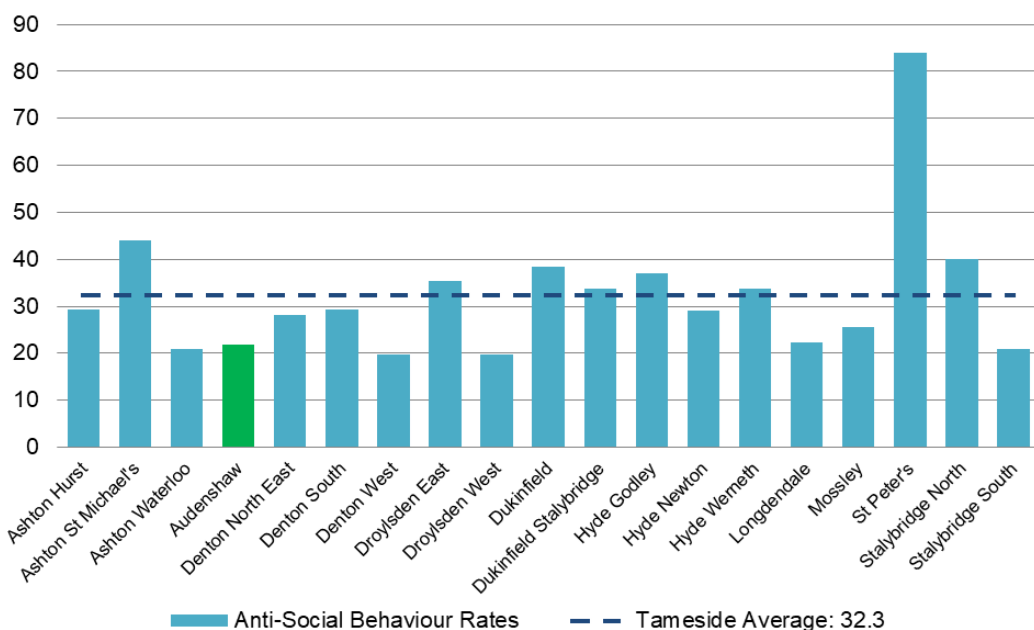
Crime & Safety

Crimes under influence of alcohol/drugs
6.68
Rate per 1000 people

A&E Visits for Assault
2.14
Rate per 1000 people

Total Crimes Committed
152.0
Rate per 1000 people

Rates of Anti-Social Behaviour Offences per 1000 people



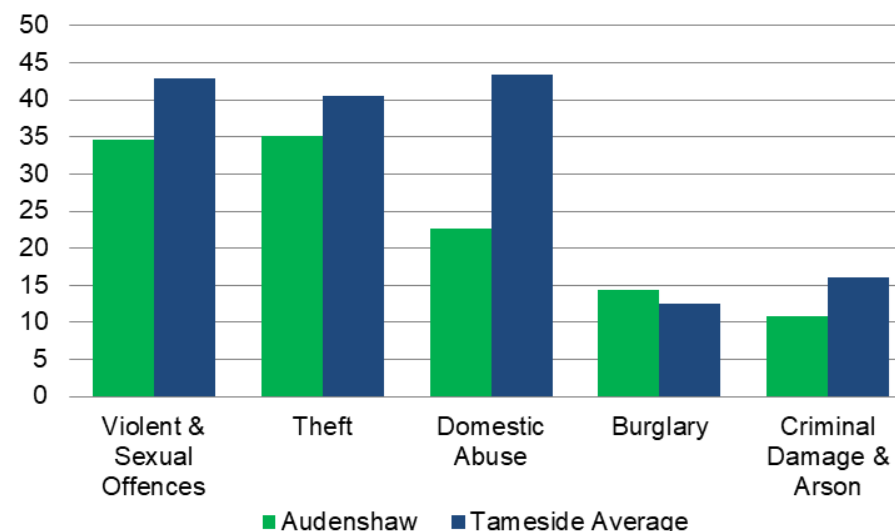
Rates of the Most Common Crimes in Audenshaw

Theft
35.1
Rate per 1000 people

Violent & Sexual Offences
34.6
Rate per 1000 people

Domestic Abuse
22.6
Rate per 1000 people

Rates of Offences per 1000 people



The total crime rate in Audenshaw is below the Tameside average of 207.7 offences per 1000 people. Audenshaw has a lower rate of anti-social behaviour offences than the Tameside average, and also has a significantly smaller rate of domestic abuse per 1000 people. Although the rate of domestic abuse is much lower than average, it remains the third most committed crime in the ward.

Audenshaw has a lower-than-average rate of theft offences reported to the police compared to Tameside as a whole, yet theft is the most committed crime in the area.