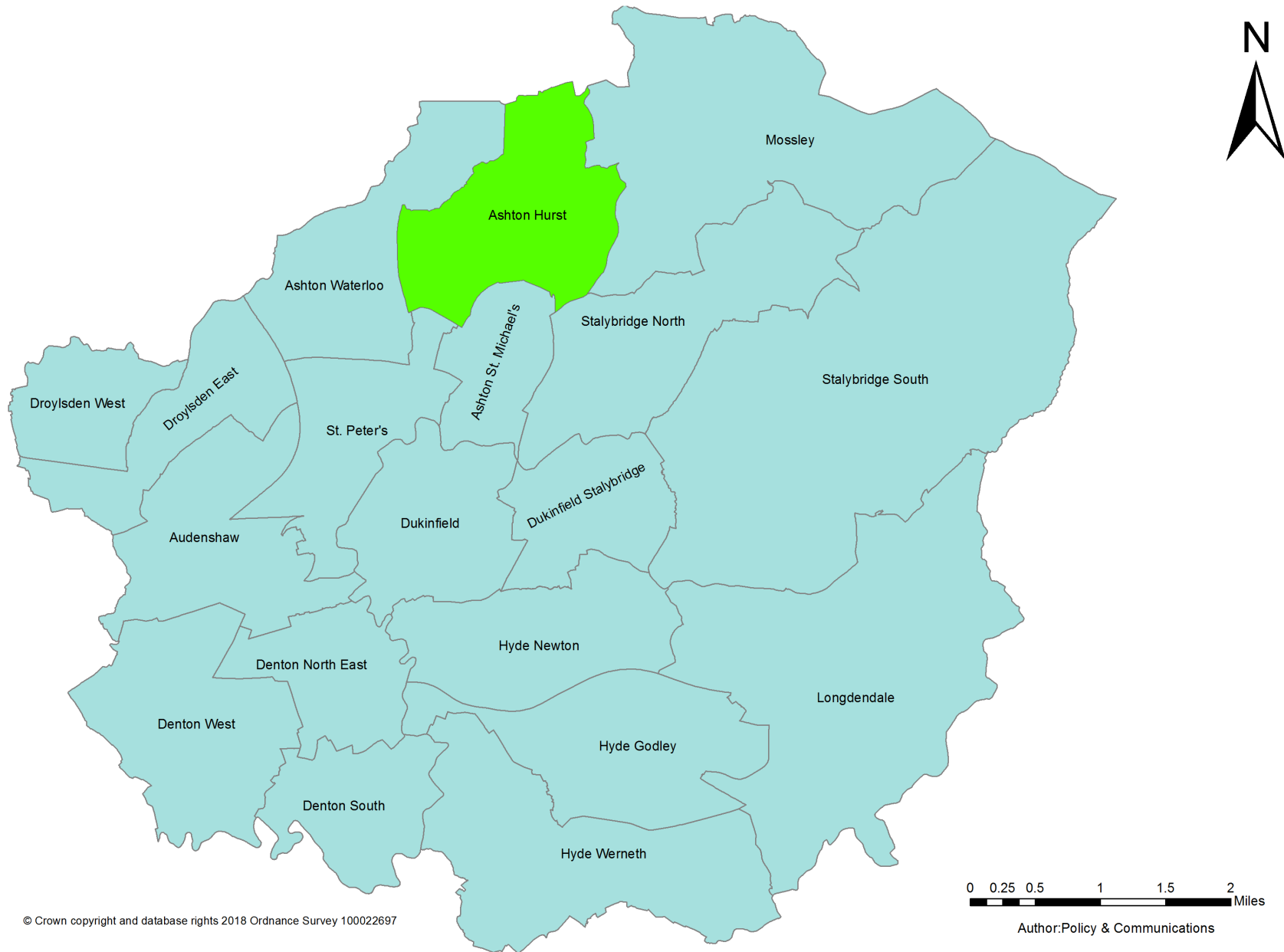


Ashton Hurst Ward Profile 2019



Population

2017 Population Estimate

11,552

increase of 62 since 2013

Male Population

49.3%

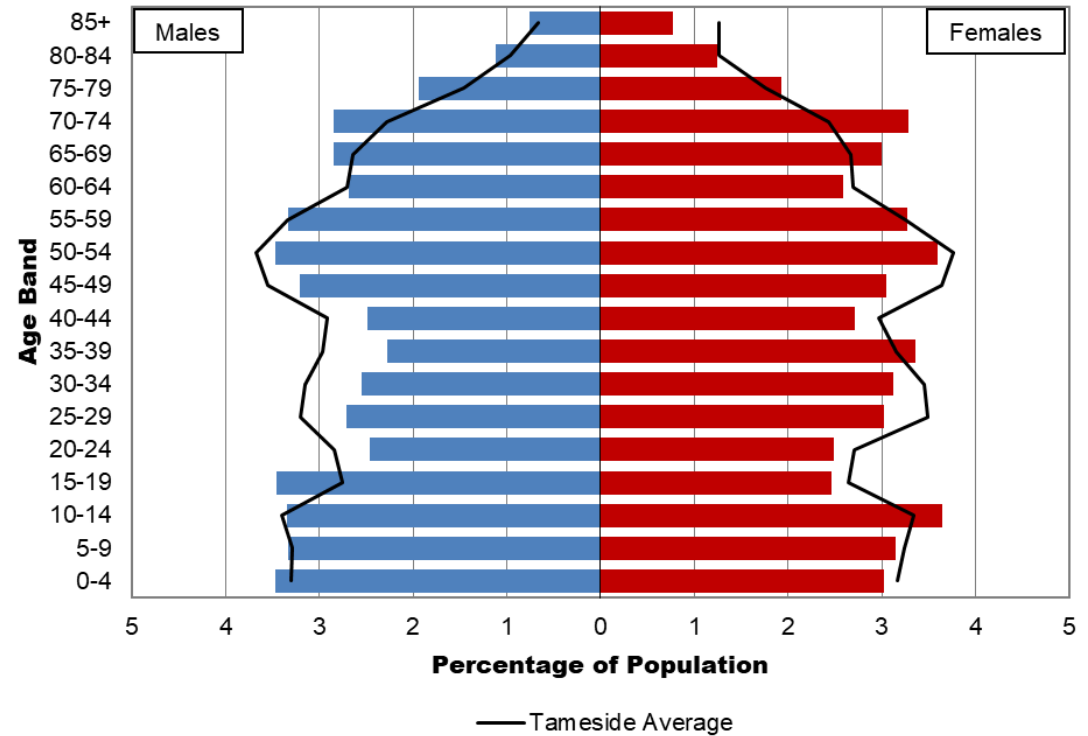
Female Population

50.7%

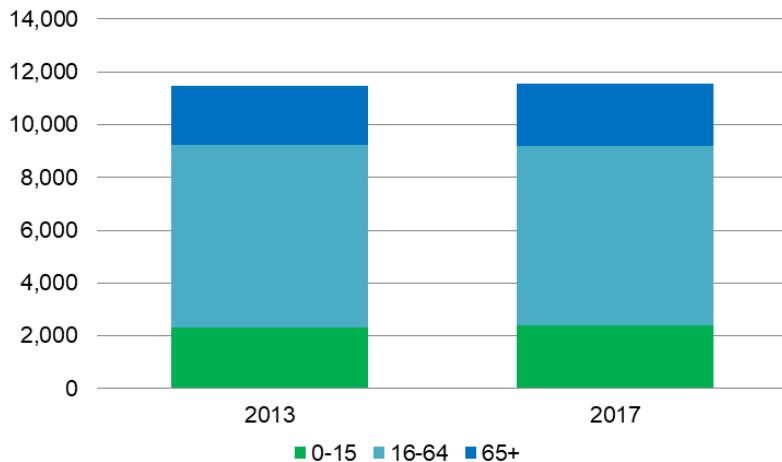
The population of Ashton Hurst is just smaller than the Tameside average of 11,796 people. 59% of this population is between the ages of 16 and 64 years old, which is less than the borough average of 62%.

Since 2013, the under 16 and over 65 age groups have increased in size, while the working age population has decreased by almost 100 people.

The white population of Ashton Hurst is 85.4%, which is lower than the Tameside average of 91%. The black population equals the average value of 1%.



Wider Age Band Changes



White Population

85.4%

Indian Population

5.4%

Pakistani Population

5.2%

Black Population

1.0%

Other Population

3.0%

Education

GCSE Passes (grades 4+)

50.0%

English and Maths, 2018

School Readiness

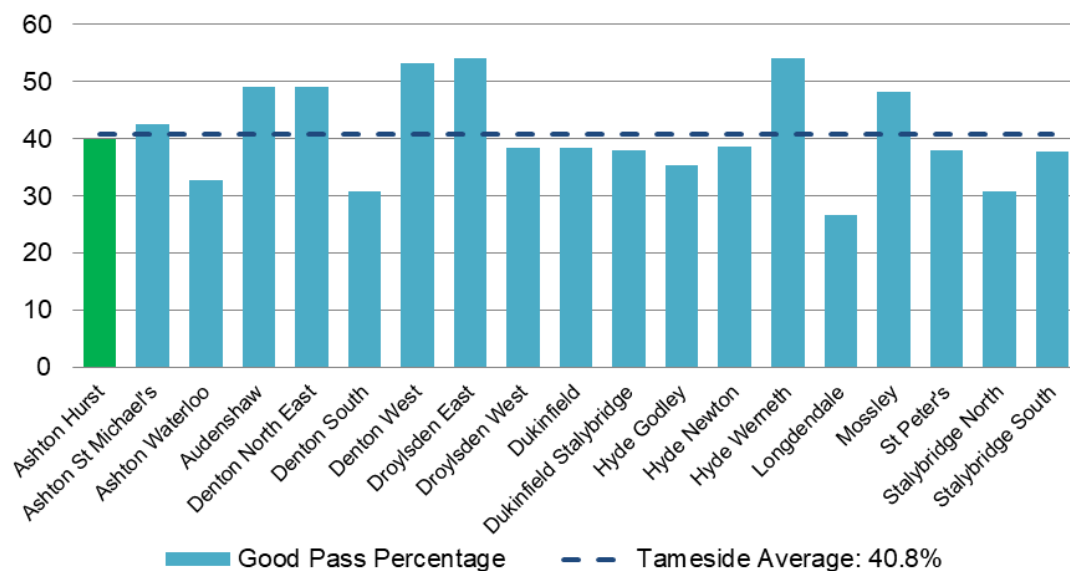
69.0%

Up from 67.1% in 2017

Those with NVQ level 4+

20.3%

Percentage of "good passes" (grades 5+) in GCSE English and Maths



40% of GCSE students in Ashton Hurst achieve grades 5 and above in their English and Maths qualifications, which is fractionally below the Tameside average of 40.8%.

The ward has a higher-than-average school readiness percentage, with Tameside's average value being 66%.

21.3% of residents have no qualifications, which is above the Tameside average of 19%.

No Qualifications

21.3%

Apprentices

8.0%

NVQ Level 1 Holders

18.0%

NVQ Level 2 Holders

19.7%

NVQ Level 3 Holders

12.7%

NVQ Level 4+ Holders

20.3%

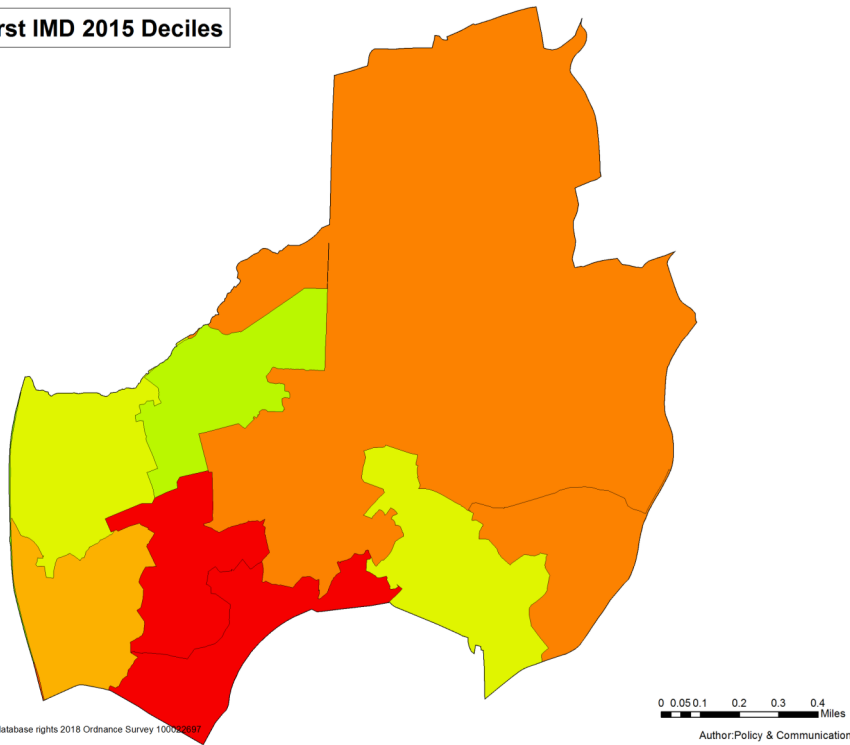
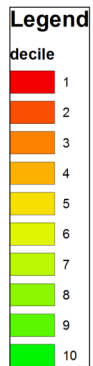
Employment, Income, and Deprivation

Children in Poverty
33.0%

Adults in Employment
65.3%

Out of Work Claimants
4.5%

Ashton Hurst IMD 2015 Deciles



Ashton Hurst is more deprived than the Tameside average; the IMD deprivation score for Ashton Hurst is 31.6, which is higher than the borough's average score of 28.8.

The proportion of children living in poverty in the ward, 33.0%, is 3.5% above the Tameside average.

On average, 70% of adults in Tameside are employed, so Ashton Hurst's employment rate of 65.3% is below average for the borough, although the proportion of students is higher than the average value of 4.8%.

This map shows the deprivation rankings of the LSOAs (small areas of around 1500 people) which make up the ward. Those in decile 1 are within the top 10% deprived LSOAs in the country.

Ward Deprivation Score
31.6
 (IMD 2015)

Employees
57.4%

Self-Employed
7.8%

Students
6.0%

Retired
6.5%

Out of Work
9.4%

Housing

Fuel Poverty

11.2%

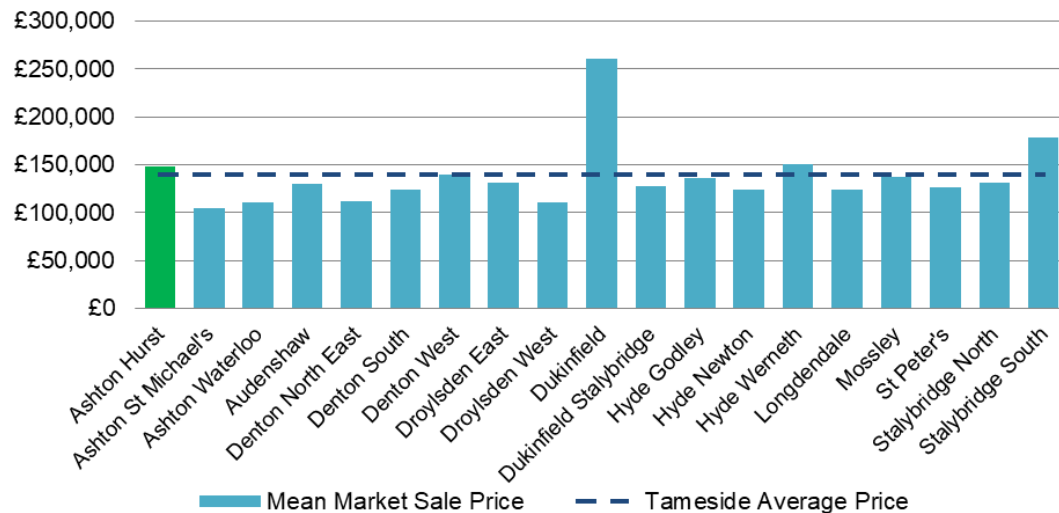
Overcrowding

5.9%

Central Heating Installation

98.4%

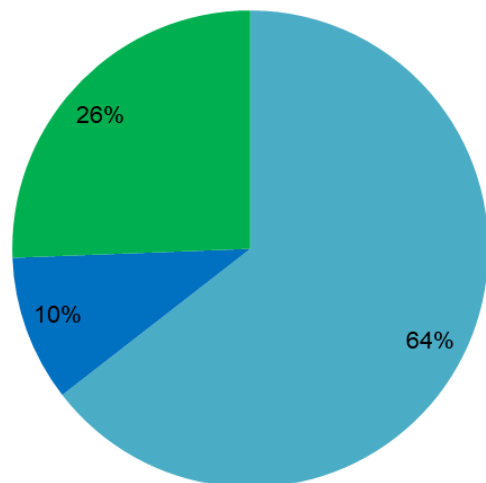
Mean House Sale Prices



The majority of properties in Ashton Hurst are owner occupied, with average market sale prices slightly above the Tameside average of £139,412. The percentage of private rented homes in Ashton Hurst is lower than the Tameside average of 14.2%.

11.2% of households are in fuel poverty, which is above the average of 10.2%, however there are a below average number of homes without central heating installed; the Tameside average central heating installation percentage is 97.3%.

53.1% of the residences in Ashton Hurst are semi-detached houses or bungalows, this is much more than the Tameside average value of 37.5%.



Tenure Types

- Owner Occupied
- Private Rented
- Affordable

Detached Houses

21.2%

Semi-Detached Houses

53.1%

Terraced Houses

16.0%

Purpose Built Flats

8.9%

Converted Flats

0.6%

Commercial Property Flats

0.3%

Community

Voter Turnout

37.8%

2016 Local Elections

Travel Time to hospital

20 Mins

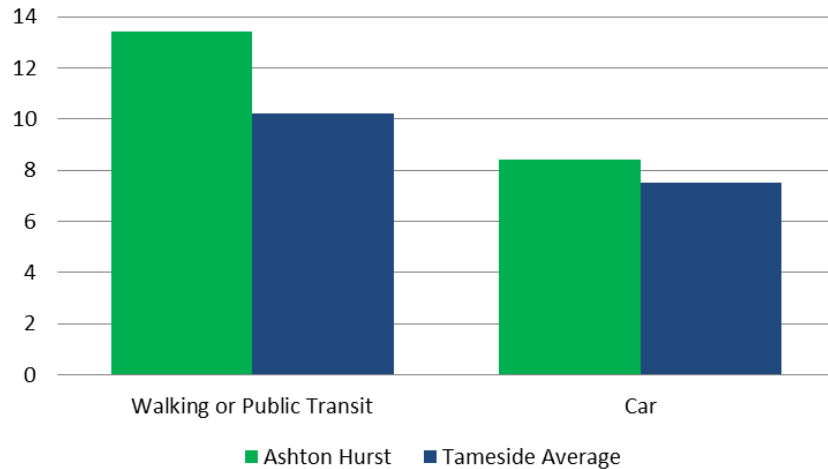
Walking or Public Transit

GP's Surgeries

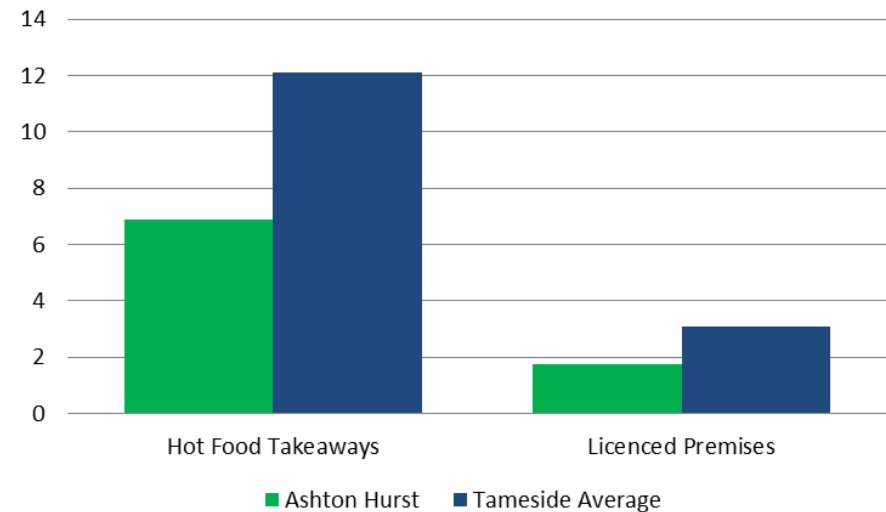
3 / 3

rated Good or Outstanding

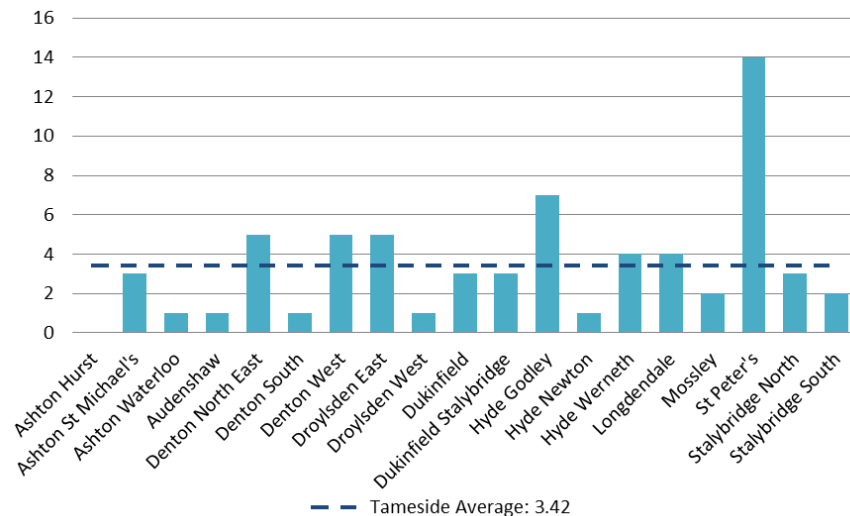
Travel Time to the Nearest GP's Surgery in minutes



Hot Food Takeaways and Licenced Premises per 1000 People



Number of Pharmacies located in the ward



Ashton Hurst has fewer hot food takeaways and licenced premises per 1000 people than the Tameside average, but has higher than average travel times to the nearest GP's surgery both with and without use of a car.

There are three GP's surgeries in the ward, all of which have been rated as good or outstanding by the Care Quality Commission, which monitors healthcare practices nationally.

Ashton Hurst doesn't contain any pharmacies, however those in the neighbouring wards mean that the area, like all of Tameside, has sufficient pharmacy access.

Health & Wellbeing

Healthy Life Expectancy

59.4

Years **for Men**

Healthy Life Expectancy

56.3

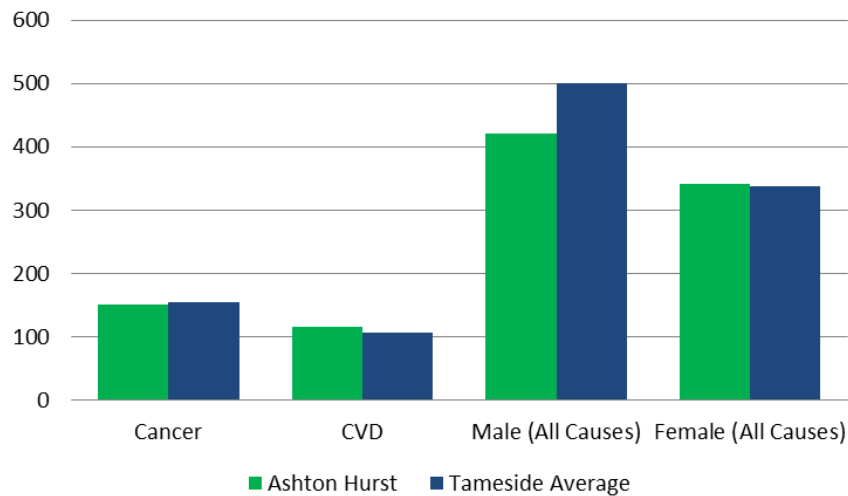
Years **for Women**

Deaths from Cancer

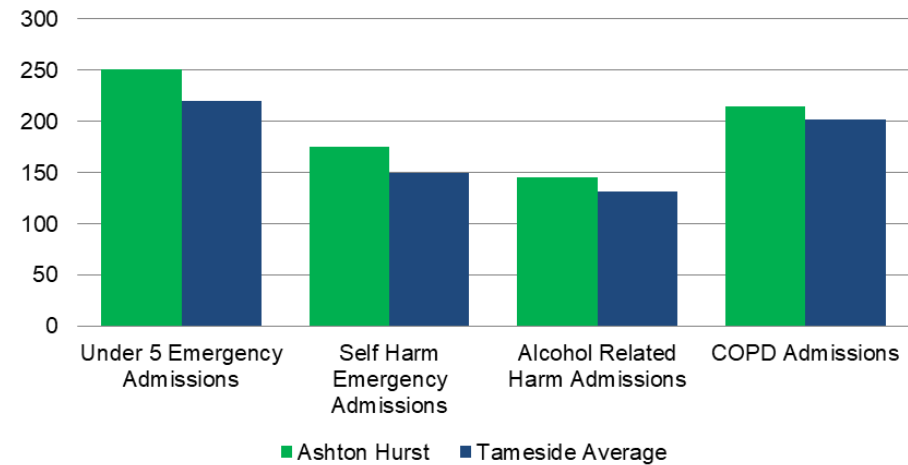
1 in 3

(Biggest Cause of Death)

Under-75 Mortality Rates per 100,000 people



Hospital Admission Rates per 100,000 people

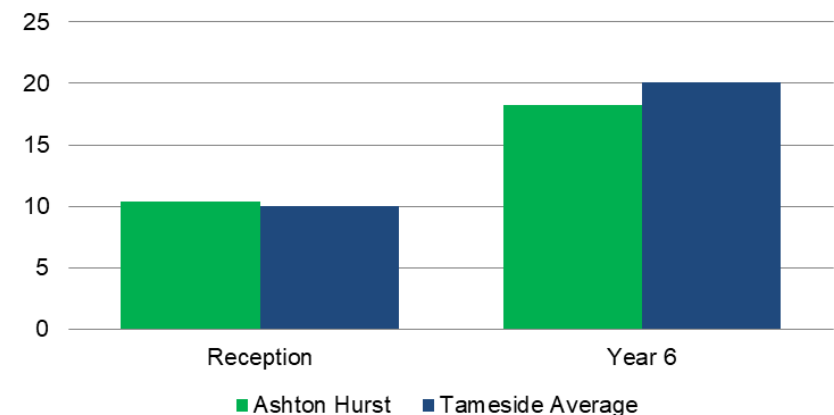


Ashton Hurst has above average hospital admission rates, particularly for self harm and admissions of children under five years old. The prevalence of childhood obesity in reception class children is slightly higher than the Tameside average, but significantly fewer year six students are obese than the Tameside average percentage.

The biggest cause of death in Ashton Hurst is cancer, which is responsible for one in three of all deaths in the ward.

The male healthy life expectancy is higher than the Tameside average of 58.1 years, while the female healthy life expectancy is below the average value of 57.6 years old.

Childhood Obesity Percentages



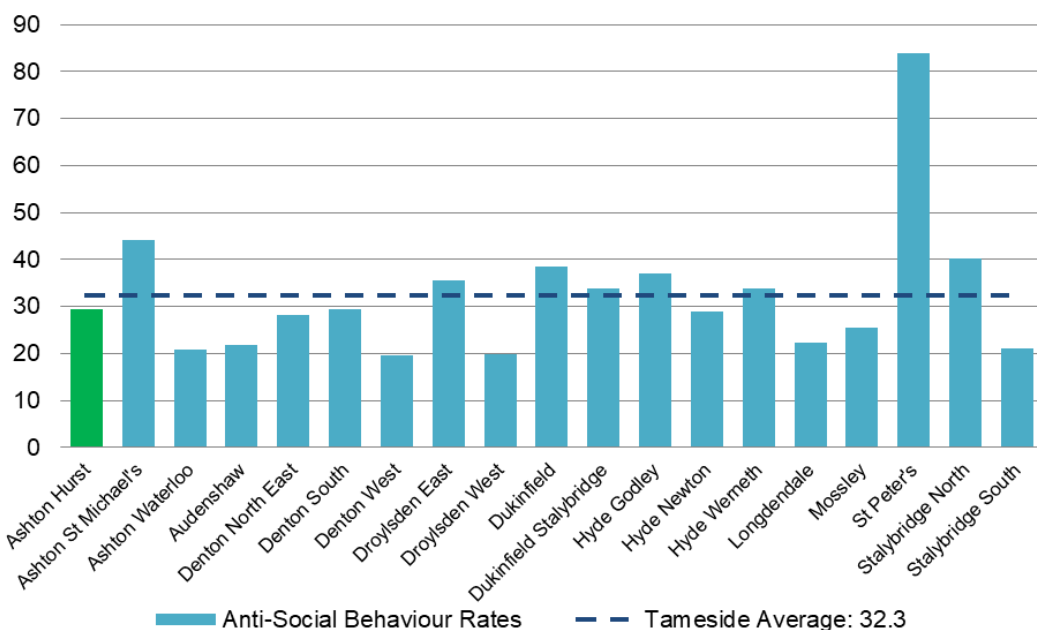
Crime & Safety

Crimes under influence of alcohol/drugs
10.39
Rate per 1000 people

A&E Visits for Assault
3.38
Rate per 1000 people

Total Crimes Committed
204.5
Rate per 1000 people

Rates of Anti-Social Behaviour Offences per 1000 people



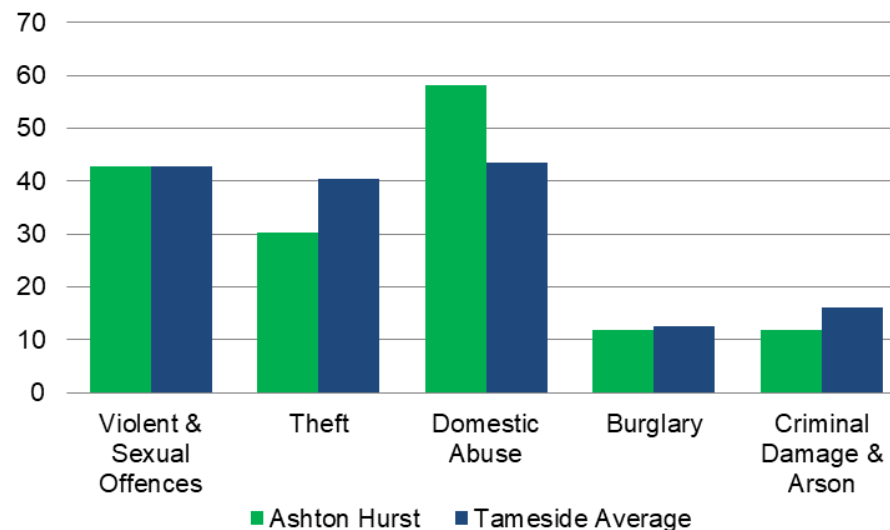
Rates of the Most Common Crimes in Ashton Hurst

Domestic Abuse
58.1
Rate per 1000 people

Violent & Sexual Offences
42.8
Rate per 1000 people

Theft
30.3
Rate per 1000 people

Rates of Offences per 1000 people



The total crime rate in Ashton Hurst is slightly below the Tameside average of 207.7 offences per 1000 people. Ashton Hurst has a lower rate of anti-social behaviour offences than the Tameside average, and also has a significantly smaller rate of theft per 1000 people. Although the rate of theft offences is much lower than average, it remains the third most committed crime in the ward.

Ashton Hurst has a significantly higher-than-average rate of domestic abuse offences reported to the police compared to Tameside as a whole, and domestic abuse is the most committed crime in the area.